

ANNUAL REPORT

2023

Annual Statistical Report of
Human Rights Conditions in Iran

HRA Department of Statistics and
Publications





Annual Statistical Report of Human Rights Conditions in Iran 2023

Published by Human Rights Activists

12210 Fairfax Town Ctr, Unit 911

Fairfax, VA 22033, USA

www.hra-iran.org

Copyright ©2024 Human Rights Activists

All rights reserved.

ISBN 978-1-7370668-8-0




TABLE OF CONTENTS

PREFACE	1
MONITORING	2
NUMBER OF REPORTS BY MONTH	3
<i>CATEGORIES OF HUMAN RIGHTS VIOLATIONS BASED ON THE NUMBER OF REPORTS IN 2023.</i>	11
ETHNIC RIGHTS	12
TOLERANCE AND RELIGIOUS FREEDOMS	15
ACADEMIA/ RIGHT TO EDUCATION	27
RIGHT TO LIFE (DEATH PENALTY)	30
CULTURAL RIGHTS	37
WORKERS' RIGHTS	39
CHILDREN'S RIGHTS	43
WOMEN'S RIGHTS	45
PRISONERS' RIGHTS	48
SECURITY FORCES' VIOLENCE AND CITIZENS' SAFETY	51
DEATH OF CIVILIANS	51
VICTIMS OF LANDMINES AND EXPLOSIONS	52
FLOGGINGS AND CIVILIAN AFFAIRS	53
FLOGGINGS.....	53
INTERVENTION IN PERSONAL AFFAIRS OF CIVILIANS	53
FINANCIAL LOSER PROTESTS.....	53
JUDICIAL SENTENCES IN VARIOUS CATEGORIES	56
ARRESTS	58
ENVIRONMENTAL RIGHTS	61
SEXUAL AND GENDER MINORITIES	64
HUMAN RIGHTS VIOLATORS	65
HUMAN RIGHTS VIOLATING ENTITIES.....	66
INDIVIDUAL HUMAN RIGHTS VIOLATORS	67
LIST OF CHARTS	71



PREFACE


[Human Rights Activists in Iran](#) (HRA), through the dedicated efforts of its Department of Statistics and Publications, publishes its annual Gregorian calendar-based analytical and statistical report on the human rights situation in Iran for the one-year period (January 1, 2023, to December 20, 2023). This report is the culmination of the organization's daily endeavors in recent years, forming part of a daily statistical project that began in 2009. It provides an analytical-statistical overview of human rights in Iran.

This annual report on human rights violations in Iran represents a synthesis of 9,656 human rights reports, gathered from 111 legal and news sources within the past calendar year. HRANA (Human Rights Activists News Agency) contributed 40% of the reports utilized in this publication, with 22% originating from official or government-affiliated Iranian sources, and the remaining 38% from other news or human rights sources.

In this 77-page report, various aspects such as women's rights, workers' rights, children's rights, prisoners' rights, etc., are briefly examined and statistically analyzed, accompanied by relevant charts for enhanced reader comprehension. According to this report, the focus of human rights monitoring in Iran, in comparison between the capital and other areas, remains unequal. This long-standing inequality shows that in the last year, reporting from non-central areas has decreased by 27% compared to the capital. This situation continues to indicate the lack of adequate monitoring of other areas of the country relative to the center by civil society.

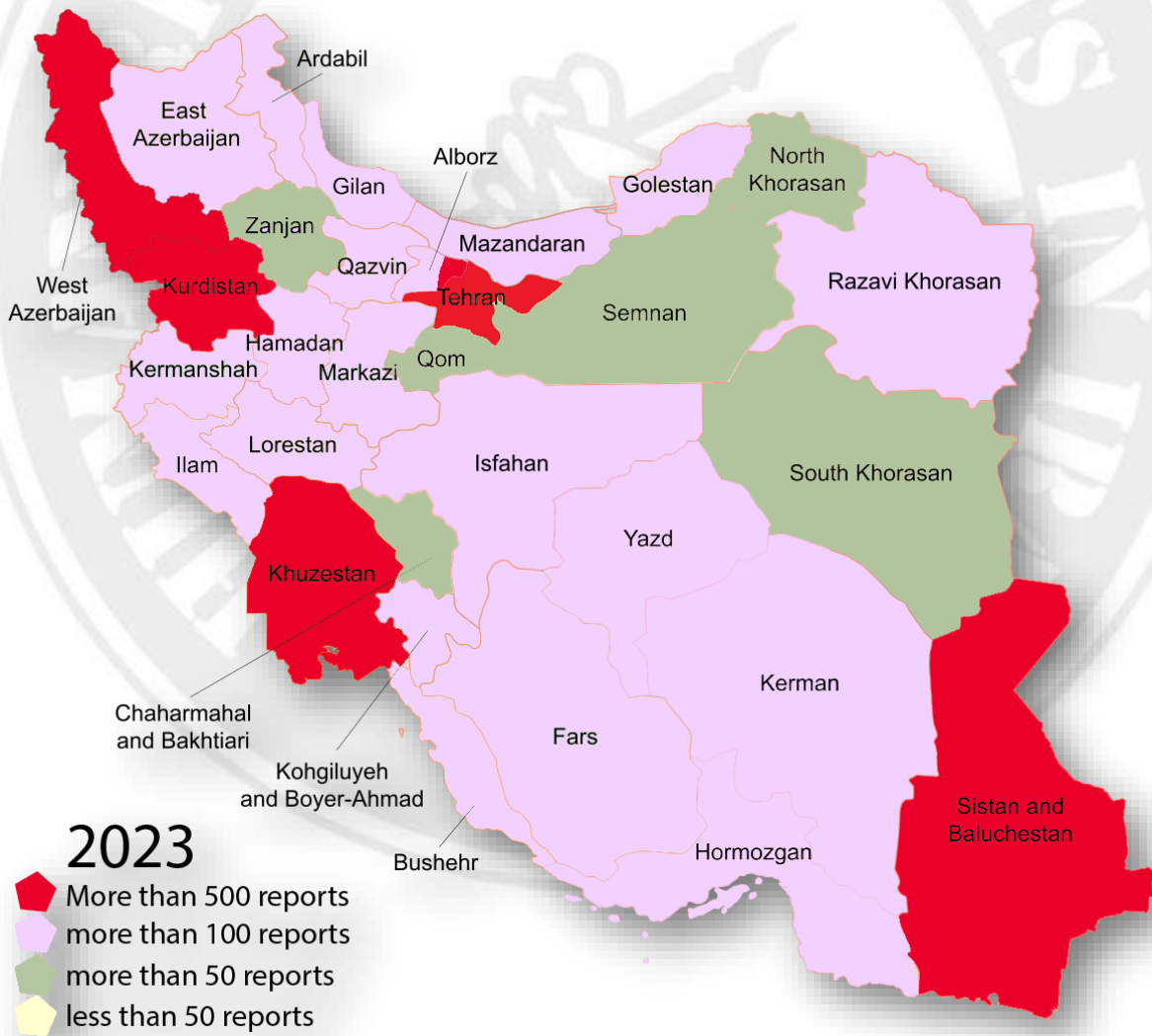
Although this report predominantly reflects the extensive efforts of courageous human rights defenders in Iran, who bear significant costs in pursuit of their humanitarian ideals, it inevitably has limitations. These include restrictions on the activities of human rights organizations by the Iranian government and governmental impediments to the free flow of information. Consequently, while this report strives for accuracy, it cannot be considered entirely error-free or a complete reflection of the human rights situation in Iran. Nevertheless, it stands as one of the most precise, comprehensive, and well-documented reports on human rights violations in Iran, offering valuable insights for organizations and defenders of human rights to better understand the human rights situation in Iran, its challenges, and potential opportunities.

Human Rights Activists (in Iran)
Department of Statistics and Publications
December 2023
info@hra-iran.org



MONITORING

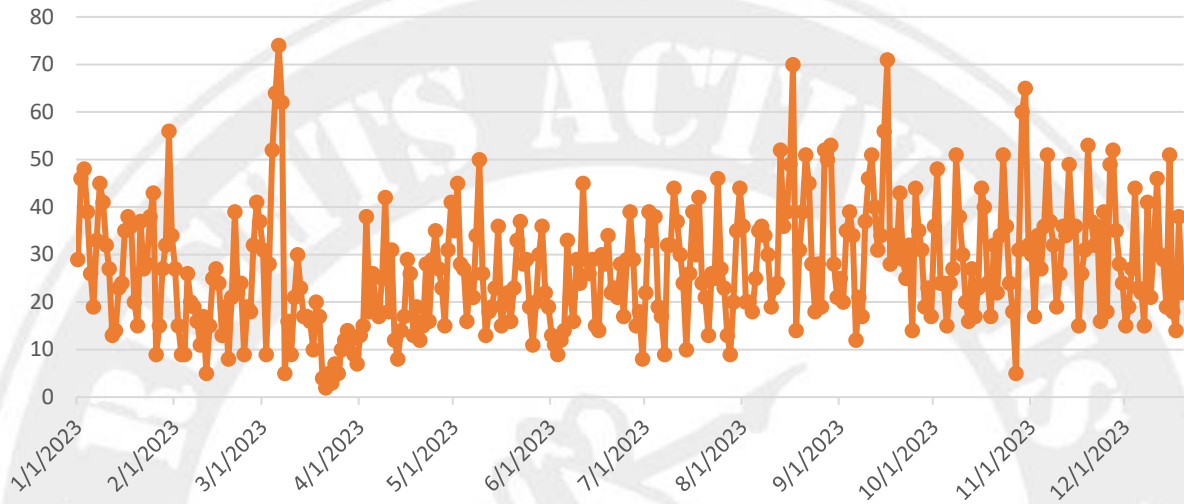
To observe the extent of reporting by human rights organizations and media from different provinces of the country, which directly correlates with the capabilities of civil society, refer to the map below.



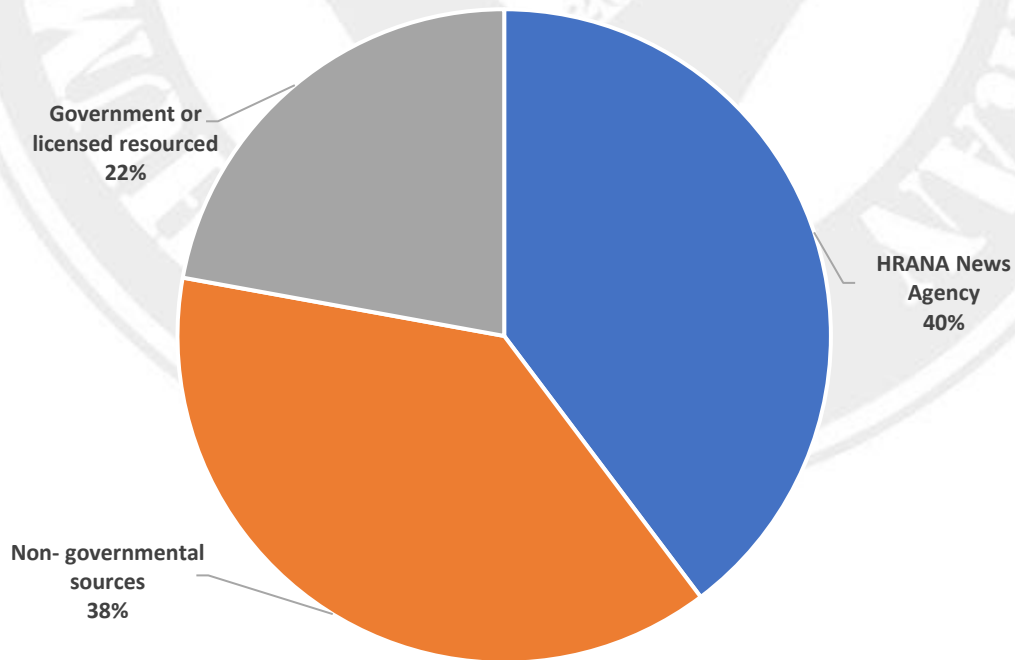
Number of reports by month

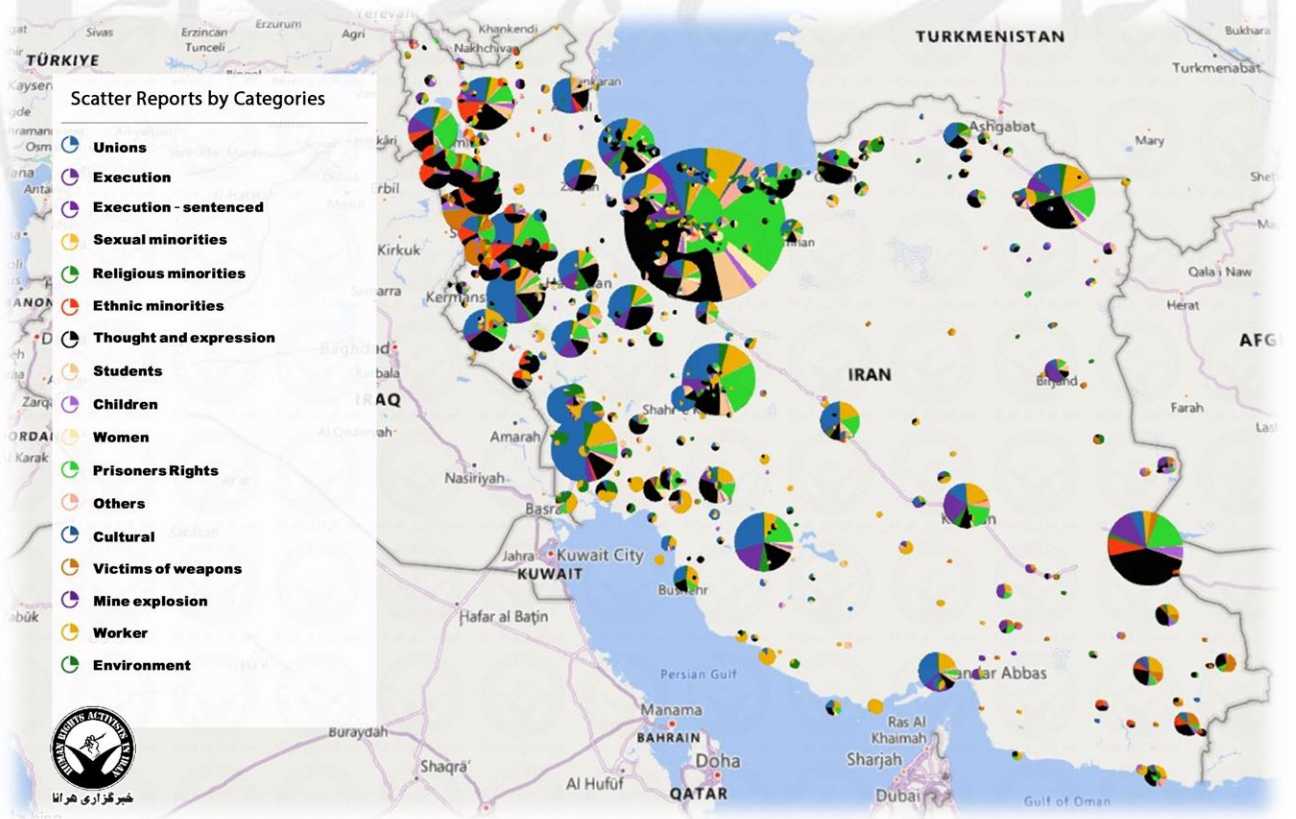
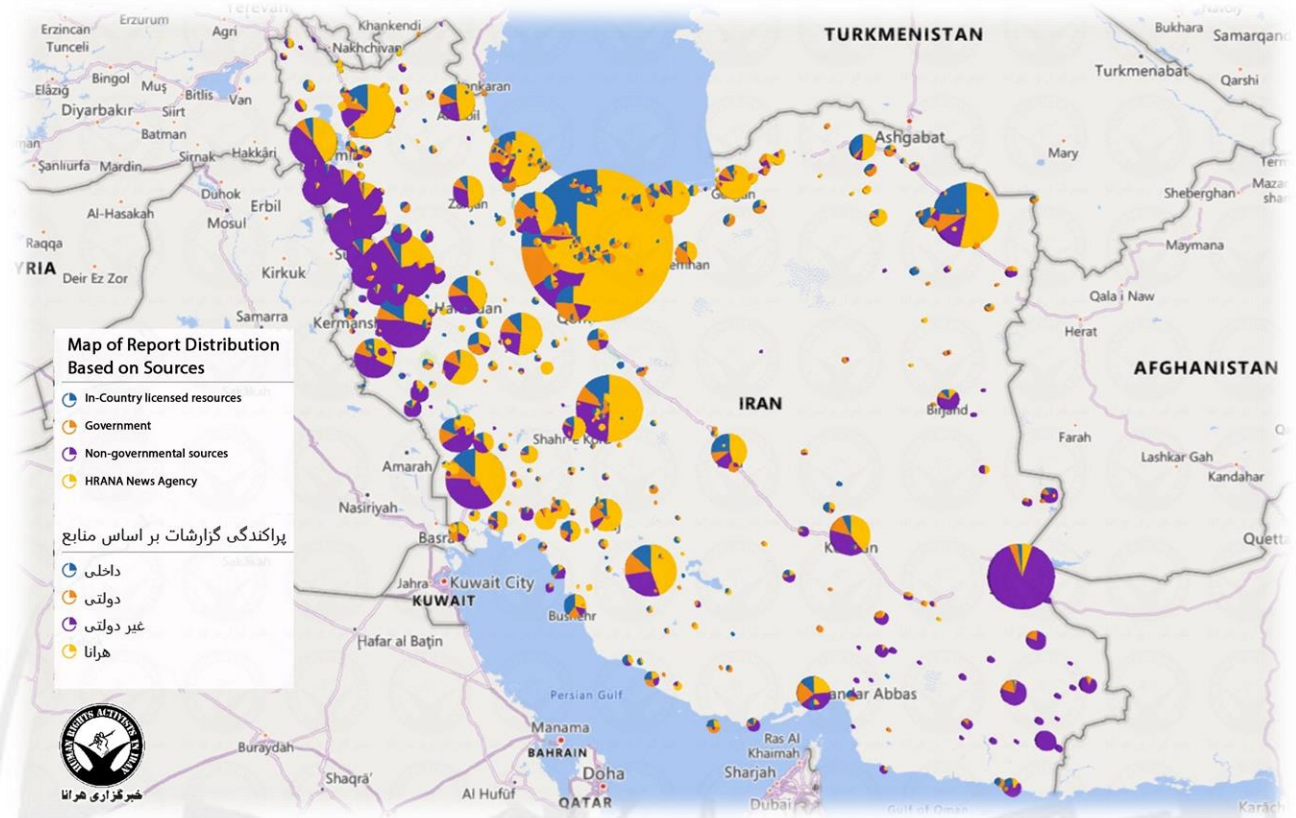
The highest number of reports were published in August, while the lowest number of reports published occurred in December.

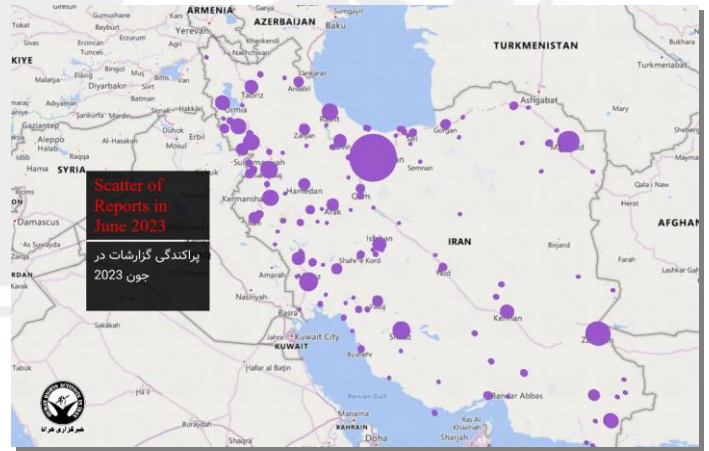
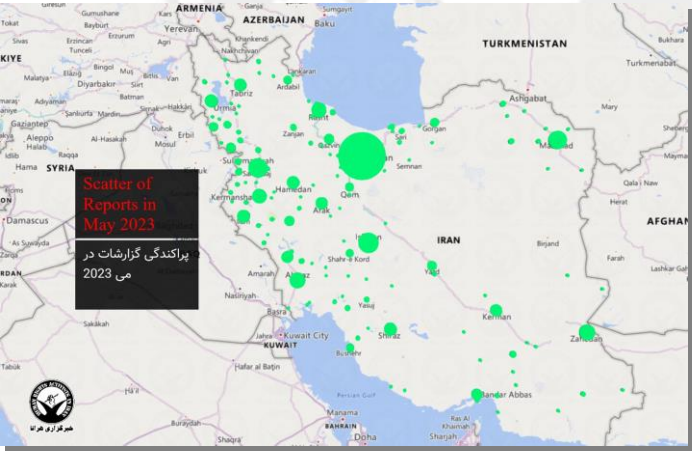
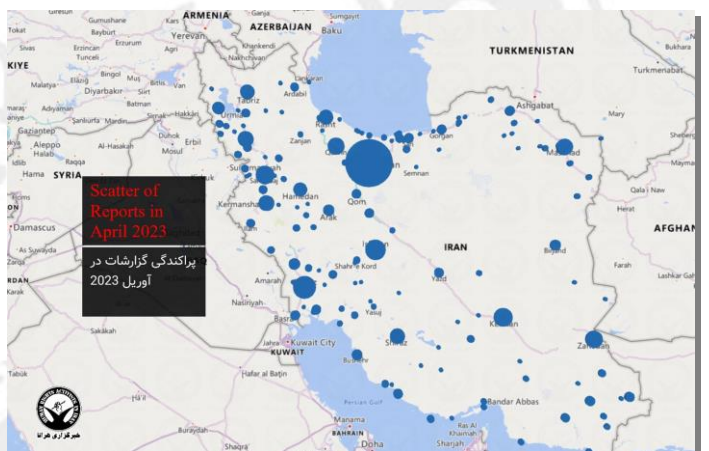
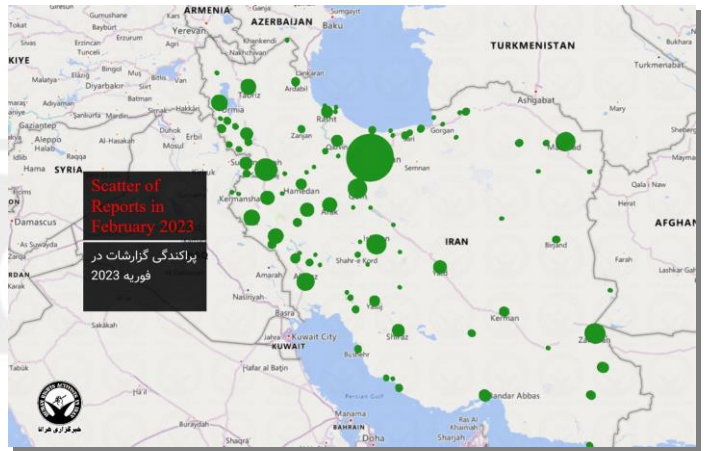
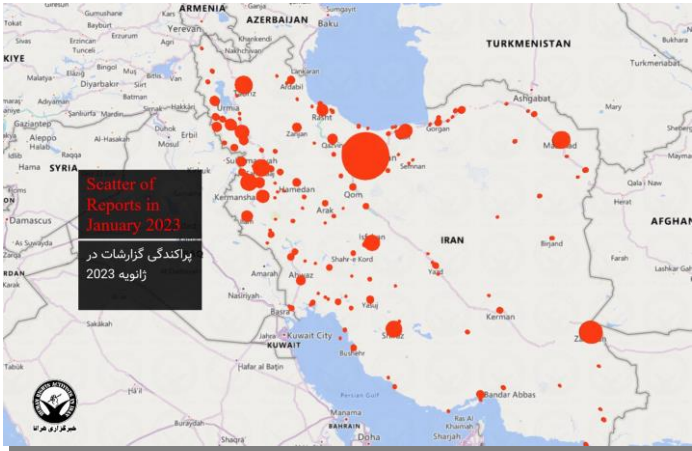
Figure 1. Comparison of the Number of Reports on Different Days of the Year.

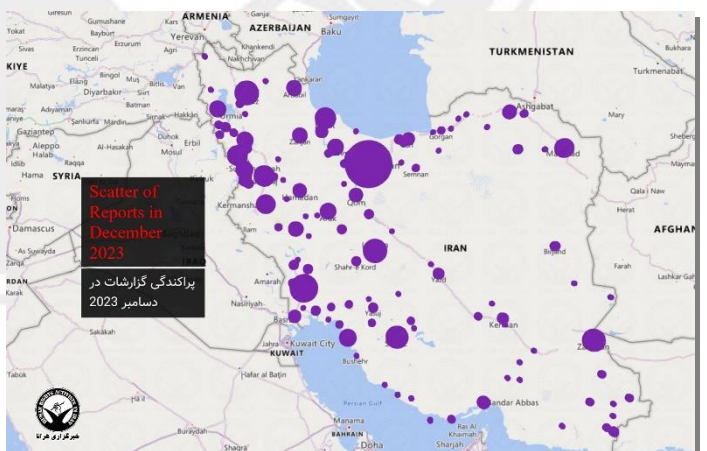
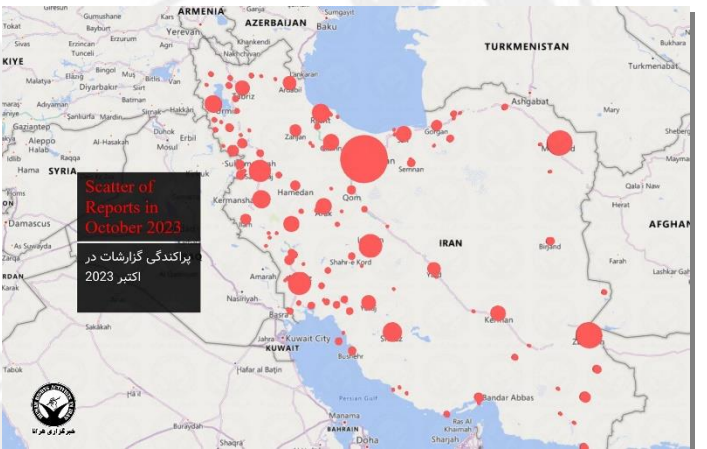
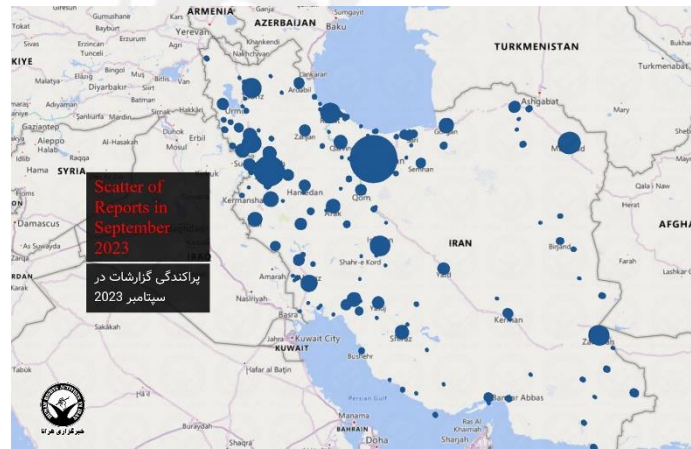
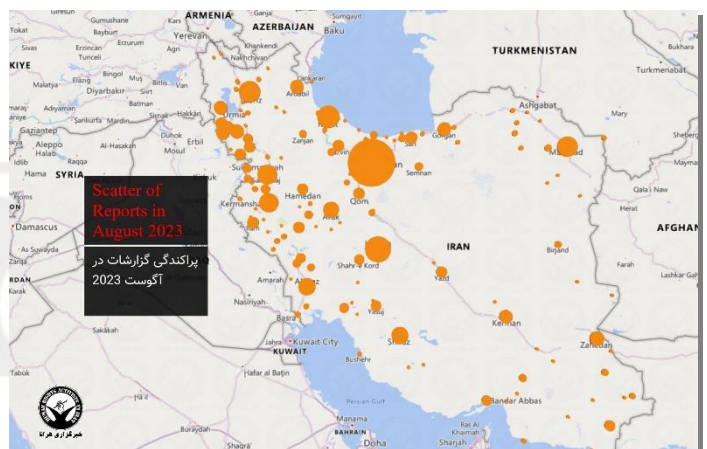
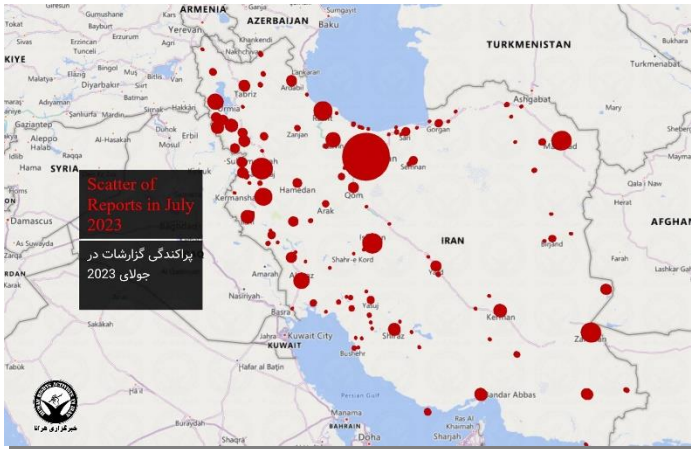


40% of reports analyzed came from sources gathered and reported by Human Rights Activists News Agency (HRANA), while 22% came from official Iranian government sources or sources close to the government. 38% of reports came from other human rights news agencies.

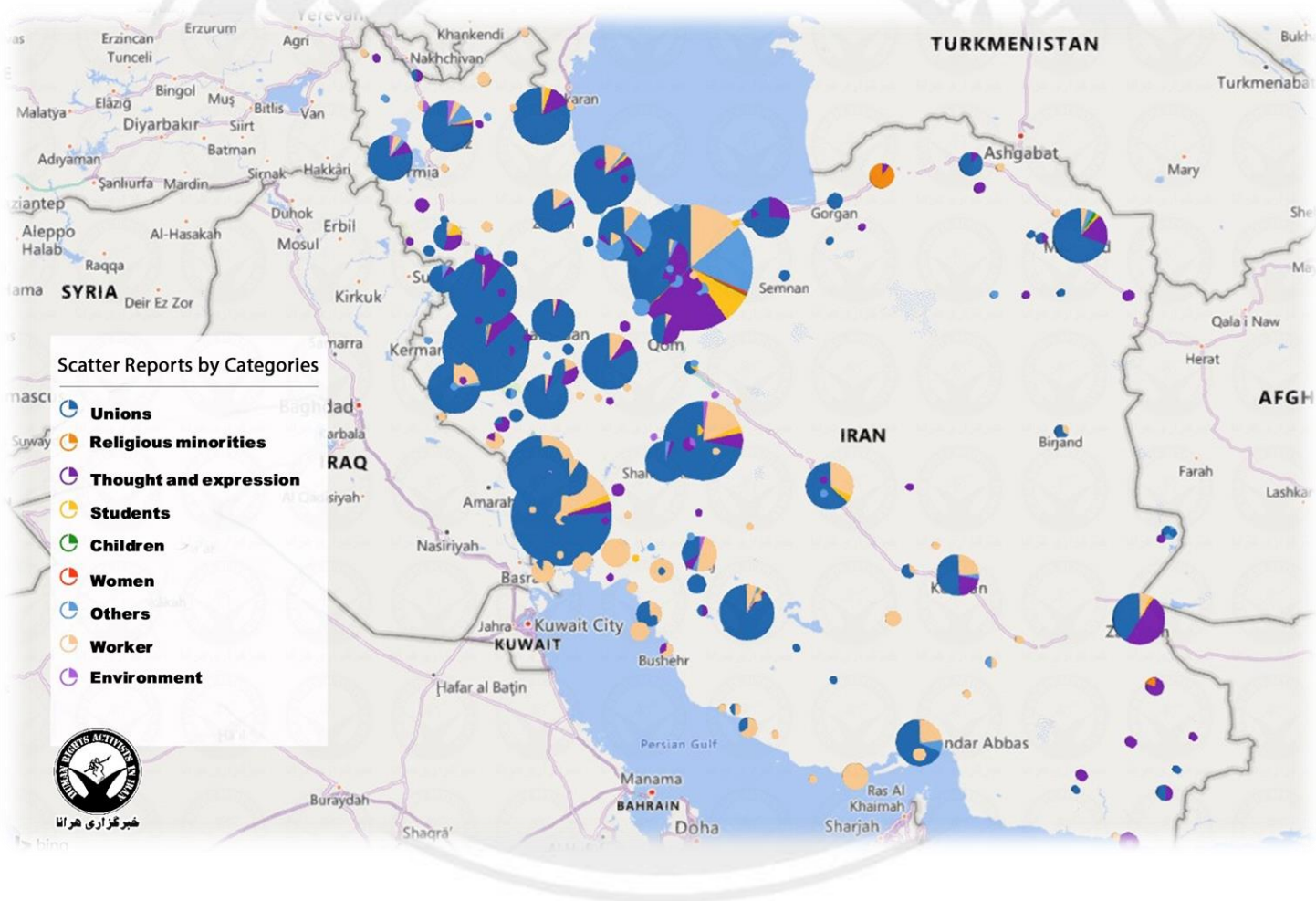






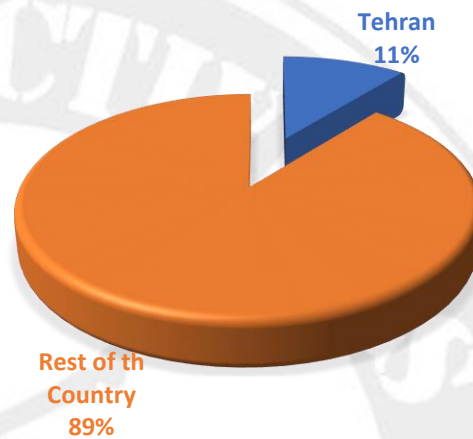


In 2023, there were at least 2,021 instances of protest gatherings organized by citizen groups across all 31 provinces due to unmet demands and claims. Of these, 1,266 were union gatherings, 320 were workers' rallies, 117 times involved citizens primarily known as market or stock market losers, 246 were related to the realm of thought and expression, 44 were student union gatherings, 8 were in the women's sector, 11 were religious minority gatherings, and 9 were environmental gatherings. In addition to these gatherings, there were also 111 labor strikes, 32 union strikes, and 2 non-union strikes.



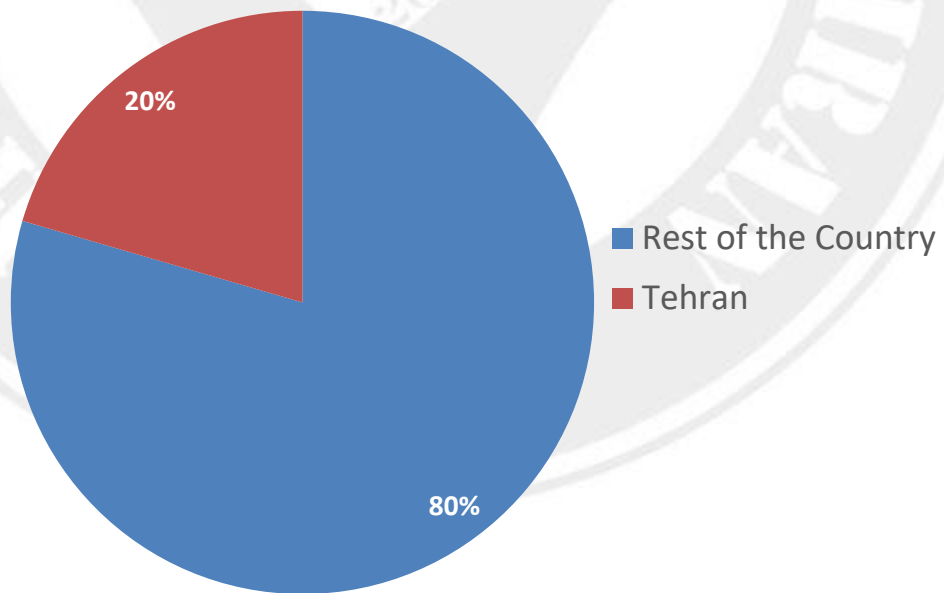
As indicated in the distribution map, there exists a major discrepancy between the capital Tehran, and other parts of the country in terms of the number of published reports. This is while the census of 2021 reported a population of 9,039,000 in Tehran, compared to a population of 75,016,000 in the rest of the country.

Figure 2. A comparison between the population of Tehran and other regions in Iran.



Statistics indicate that the focus or ability to report of the human rights reporters has been 20% in Tehran and 80% in the other parts of the country.

Figure 3. A comparison between reporting capacities in Tehran compared with the rest of the country (2023).

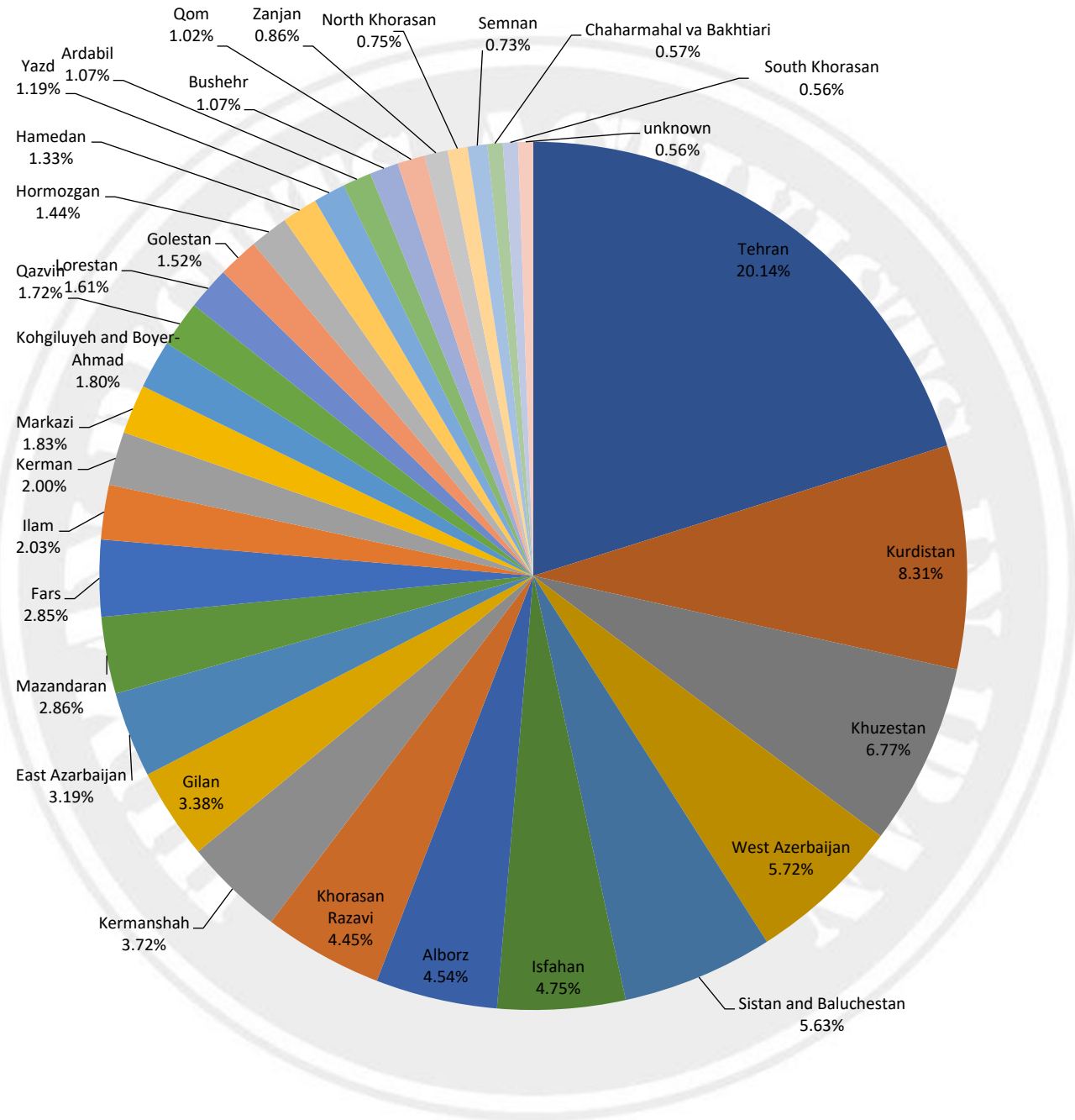


The following table represents the provinces included in the 2023 Annual Report of Human Rights in Iran and the respective number of reports filed from the province. The absence of a province on the list does not indicate the absence of human rights violations in the corresponding province overall. Rather, it reflects the reality that some reports do not concern a specific province but apply to the whole country.

Provinces Name	Reports	changes from the previous year	Provinces Name	Reports	changes from the previous year
East Azerbaijan	307	-210	Chaharmahal and Bakhtiari	55	-44
West Azerbaijan	550	-534	Qom	98	+21
Ardabil	103	-60	Kurdistan	799	-412
Isfahan	457	+4	Kerman	192	+44
Alborz	436	-55	Kermanshah	358	-263
Ilam	195	-92	Golestan	146	+60
Bushehr	103	-63	Gilan	325	-157
Tehran	1936	-728	Lorestan	155	-59
Khorasan Razavi	428	+4	Mazandaran	275	-196
Khuzestan	651	-269	Markazi	176	+14
North Khorasan	72	+9	Hormozgan	138	+18
Qazvin	165	+8	Hamedan	128	+4
South Khorasan	54	+13	Yazd	114	-45
Zanjan	83	-42	Sistan and Baluchestan	541	-126
Semnan	70	-5	Kohgiluyeh and Boyerahmad	173	-118
Fars	274	-252	Overall*	45	-33

The following pie chart illustrates the percentages of submitted reports based on the province.

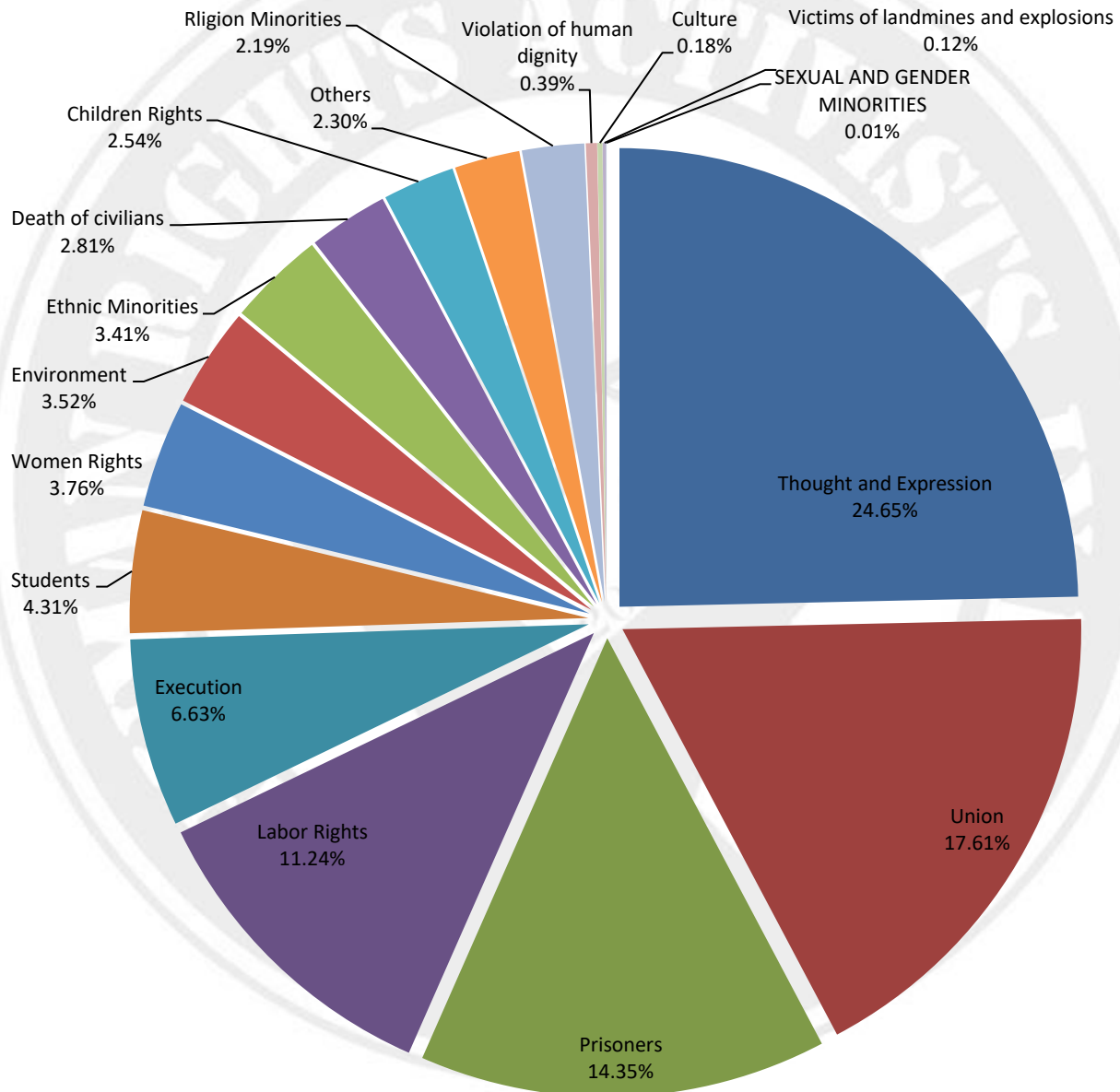
Figure 4. Pie chart of volume of submitted reports based on the province (2023)



Categories of human rights violations based on the number of reports in 2023.

To study categories of human rights violations in Iran, it is important to initially compare the categories based on the number of reports made in each category in the past year.

Figure 5. Percentile of the number of reports made in 2023, based on the Legal Category.





ETHNIC RIGHTS

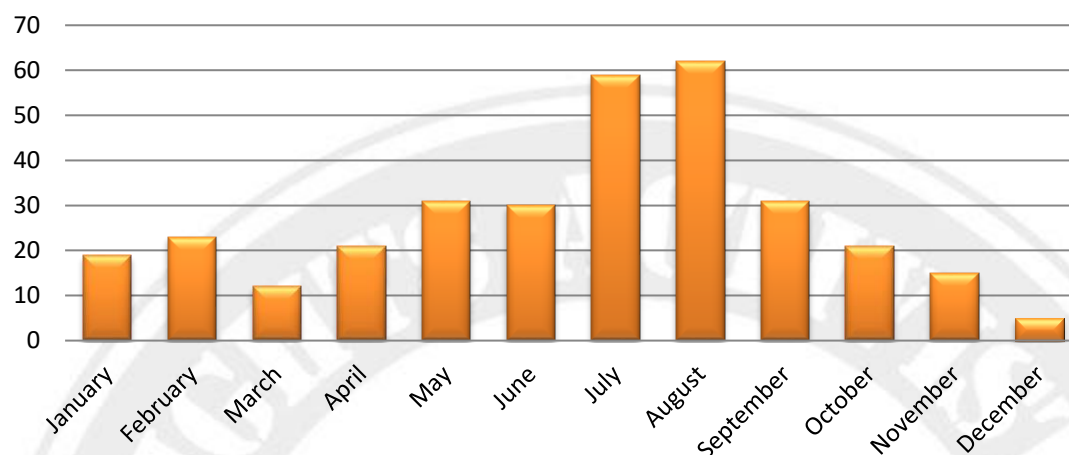
In the category of ethnic and national rights in 2023, a total of 329 reports were recorded by the Department of Statistics and Publications of the Human Rights Activists in Iran (HRA). According to these reports, 324 citizens were documented as being arrested, with 156 of these arrests occurring without a judicial warrant. Although the charges against 316 of the arrested individuals remain unclear, signs and past actions of the security institutions in the referred areas suggest that these arrests fall under the classification of ethnic rights violations. Furthermore, 19 individuals were sentenced to a total of 984 months of imprisonment, comprising 468 months of actual imprisonment and 516 months of suspended imprisonment. Additionally, 4 individuals were fined fifty-five million Iranian Rials. Also, 61 people were summoned to security-judicial institutions. Moreover, one individual was sentenced to 32 months of exile.

Apart from these, there were 16 court trials and 14 interrogations in security-judicial institutions, 10 instances of travel bans, 17 cases of assault, 20 house searches, 9 instances of civil registry offices opposing the naming and identity registration of children, and 6 instances of imprisonment sentences being carried out.

In the area of national minorities, the arrest of citizens increased by 44%, sentences of imprisonment based on the number of people tried by the judiciary rose by 58%, and the issuance of prison sentences compared to 2022 increased by 31%.

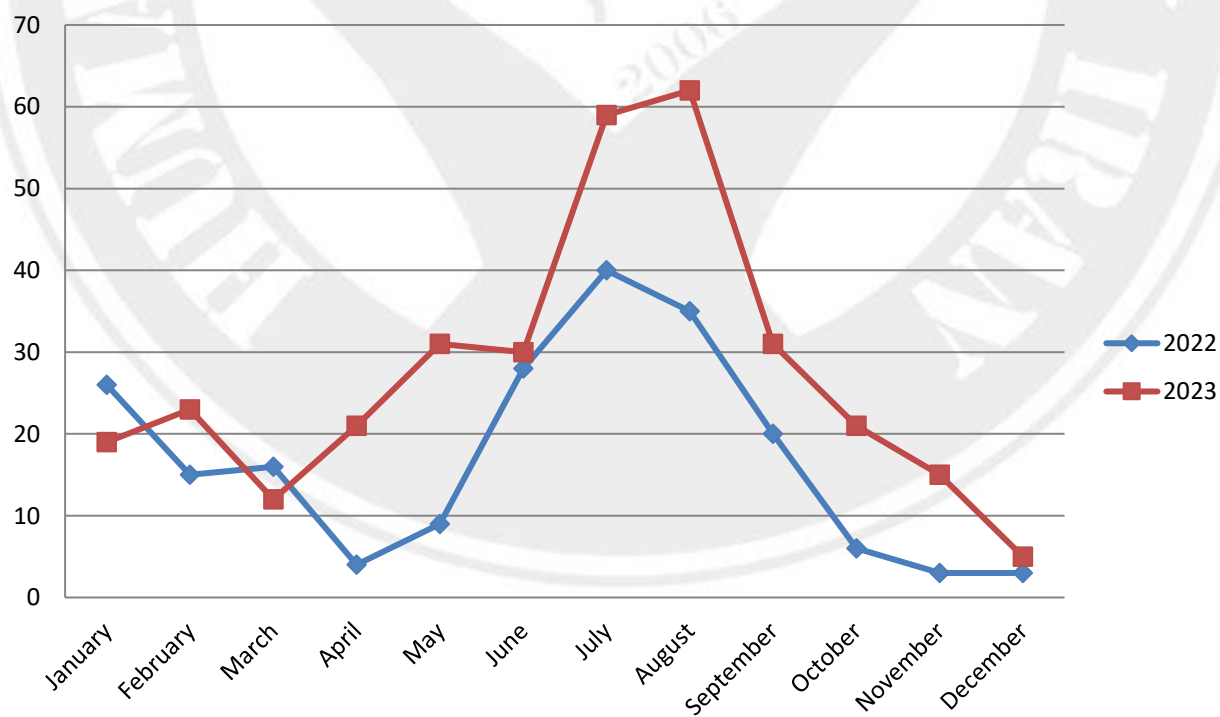
The monthly comparison of violations of ethnic-national rights, as seen in the chart below, shows that the highest number of violations reports in this category were published in August, with the most significant decline in the number of reports observed in December.

Figure 6. The number of reports on the violation of the rights of ethnic minorities by month (2023)

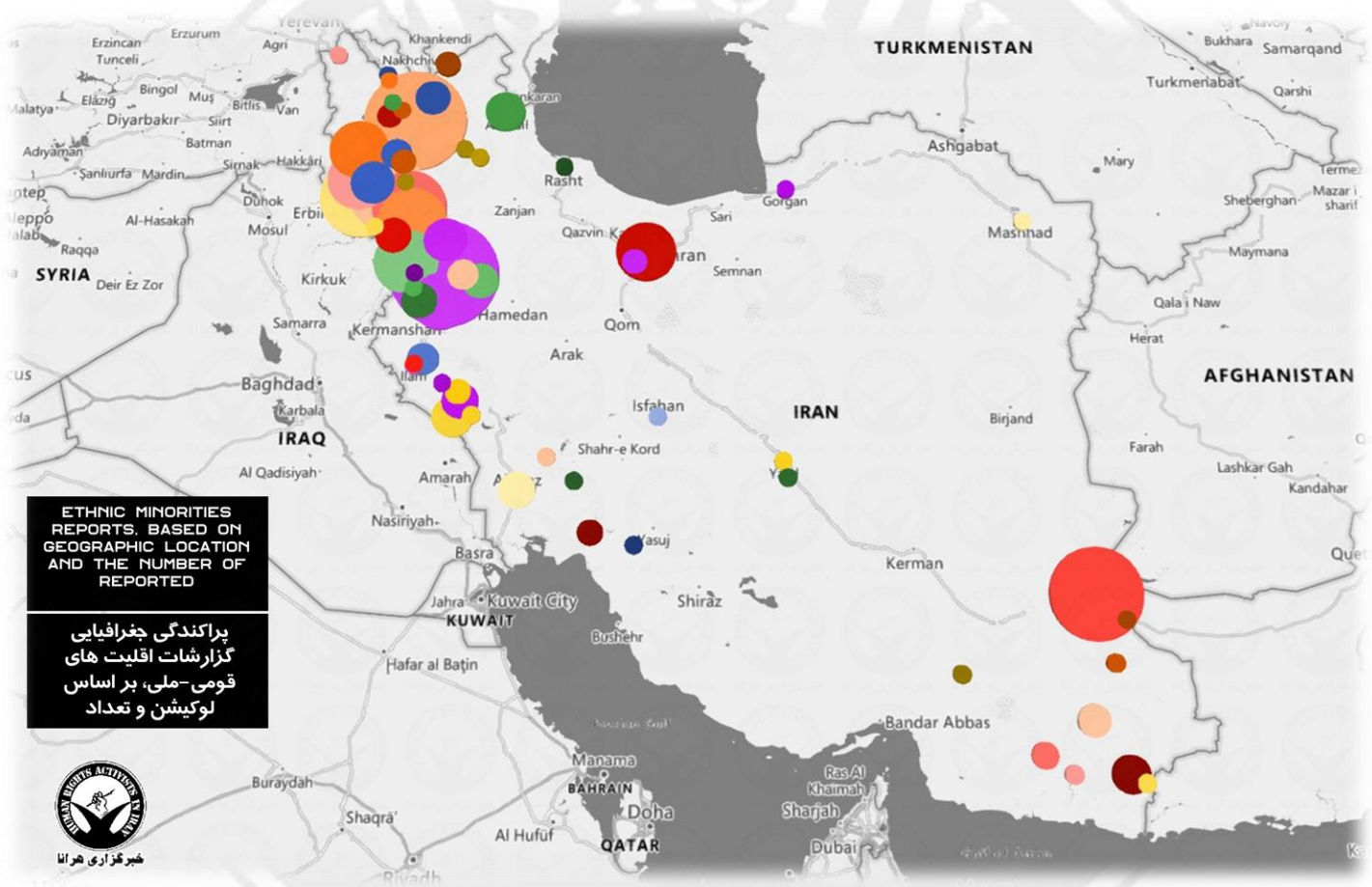


The following graph illustrates the number of violations of human rights in the category of national-ethnic minorities in 2023 compared to 2022.

Figure 7. The number of violations of ethnic minorities' rights by month in 2023 compared to 2022.



ETHNIC ACTIVITY



ETHNIC MINORITIES
REPORTS, BASED ON
GEOGRAPHIC LOCATION
AND THE NUMBER OF
REPORTED

پراکندگی جغرافیایی
گزارشات اقلیت های
قومی-ملی، بر اساس
لوکیشن و تعداد





TOLERANCE AND RELIGIOUS FREEDOMS

In this category, in the past year, 211 reports were registered by the Department of Statistics of the Human Rights Activists in Iran (HRA). According to these reports, 142 citizens were arrested, of which 15 arrests were made without a judicial warrant. Additionally, there were 57 summons to security and judicial institutions, and 1 case of educational deprivation. Also, there were 94 instances of house raids, 27 cases of economic activity obstruction, 2 instances of prevention of body burial, 17 cases of imprisonment execution, 23 travel bans, 5 instances of assault, 1 case of prevention of religious practices, 11 gatherings, 1 prevention of gathering, 72 trials, and 6 interrogations in security-judicial institutions recorded.

Notably, 115 individuals from religious minorities were sentenced by judicial institutions to a total of 5,113 months of imprisonment. This includes 5,059 months of actual imprisonment and 54 months of suspended imprisonment, with 1,837 months of these sentences being issued by appellate courts. Furthermore, 38 individuals were fined one billion and nine hundred and seven million Iranian Rials, and 17 individuals were deprived of social rights. A total of 50 lashes were executed on 1 individual. In addition, 1 person was sentenced to 24 months of exile.

In the realm of religious minorities, the arrest of citizens increased by 1.4%, and the issuance of prison sentences by the judiciary rose by 45%, with an overall 48% increase in prison sentences compared to the previous year.

Figure 8. Violation of religious minorities' rights based on the number of arrestees reported by month (2023).

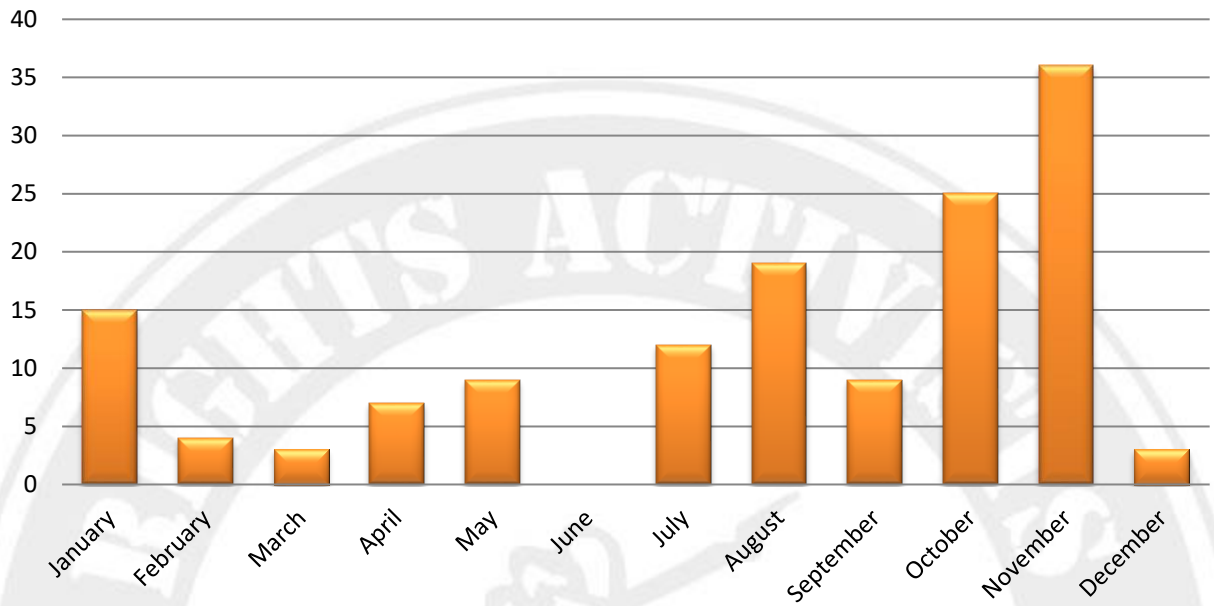
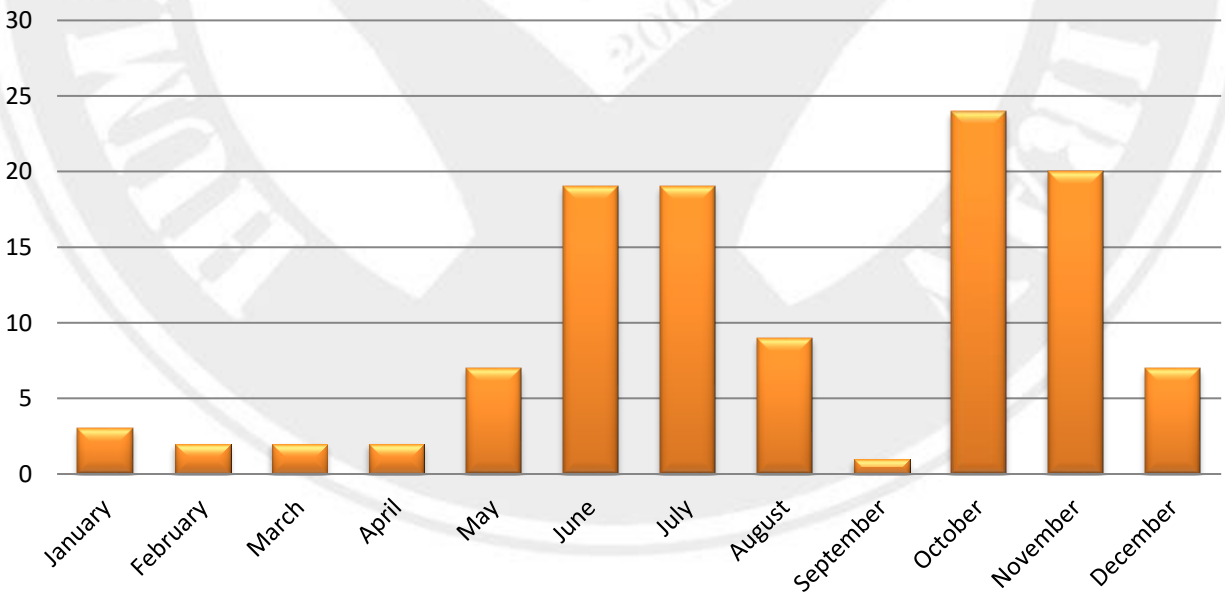
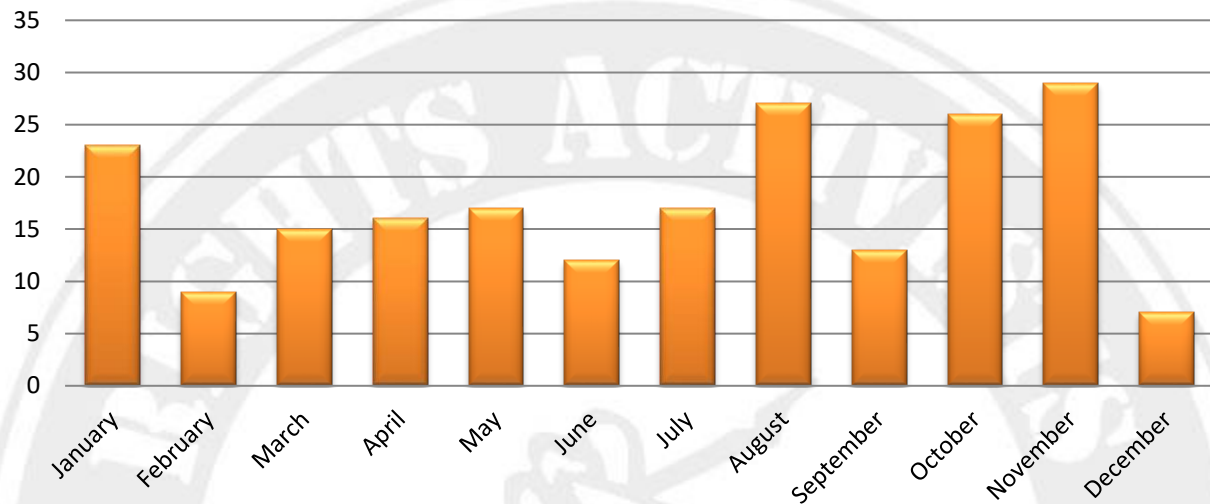


Figure 9. Violation of religious minorities' rights based on the number of convicted individuals by month (2023).



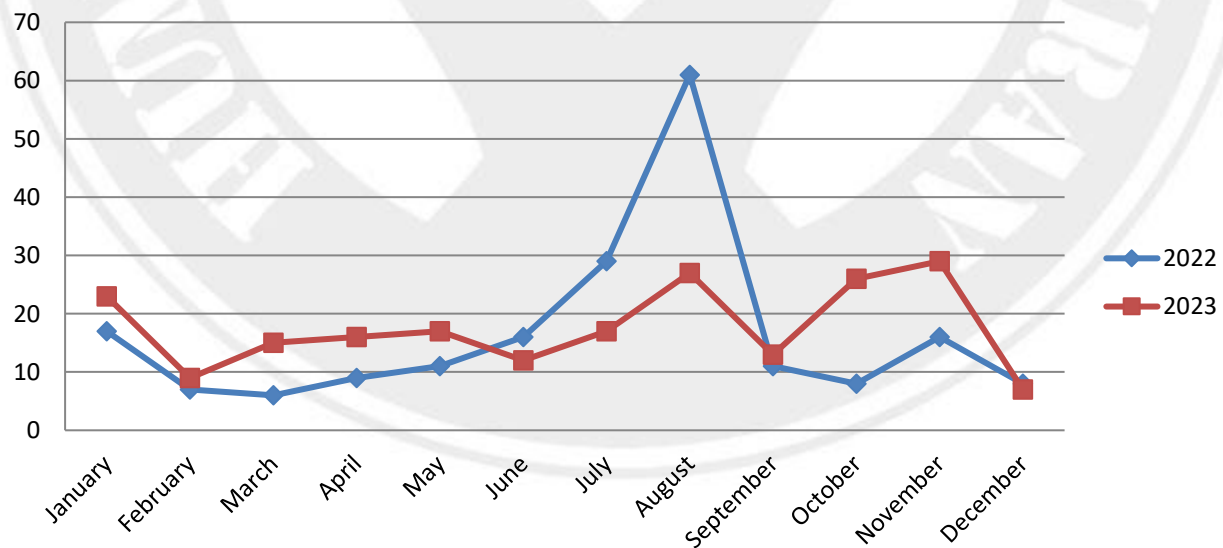
The highest number of violations have been reported in November, while the lowest occurred in December.

Figure 10. The number of reports on cases of violation of religious minorities' rights by month (2023).



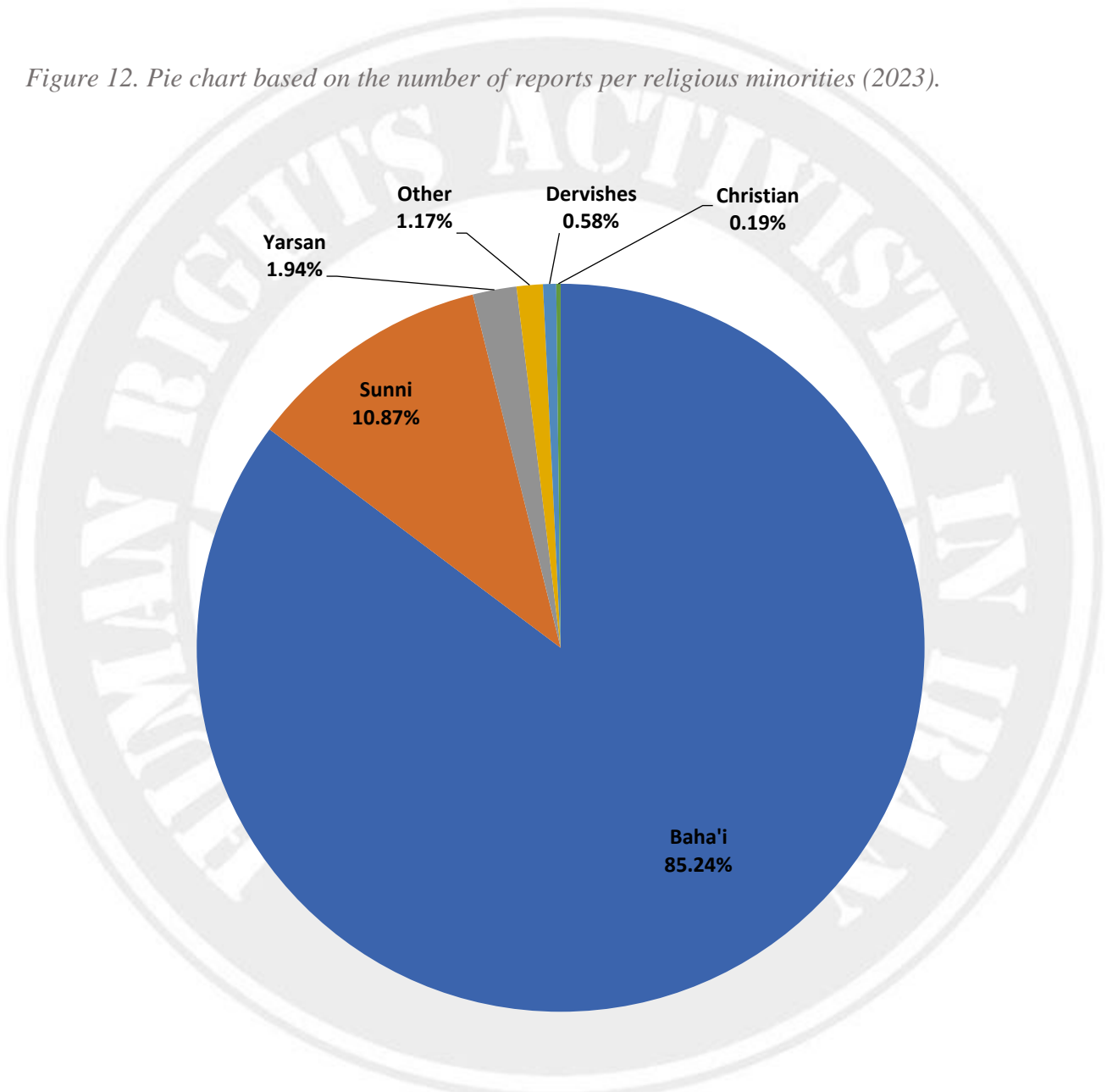
The following graph illustrates the number of violations of human rights in the category of religious minorities in 2023 compared to 2022.

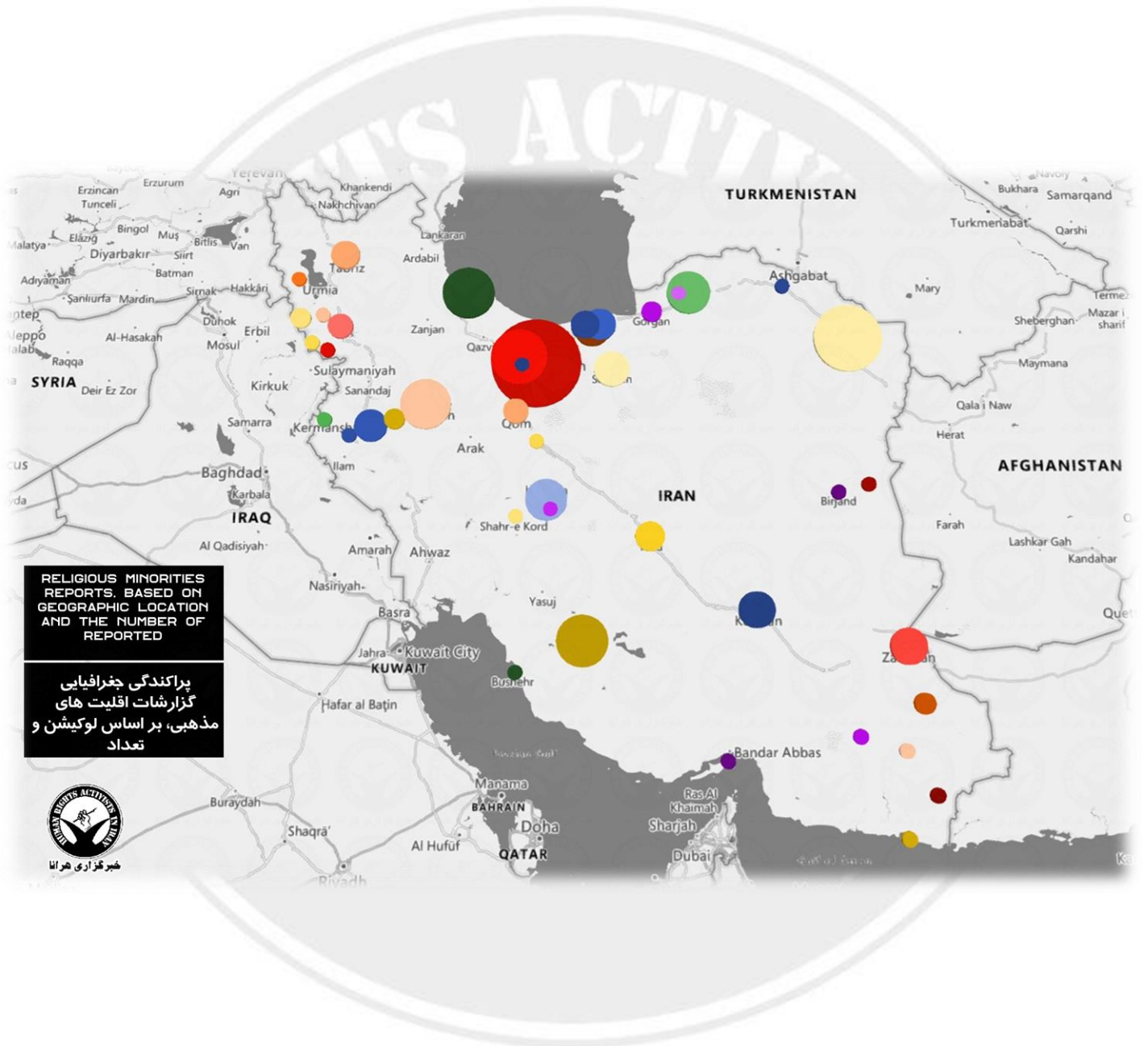
Figure 11. The number of violations of religious minorities' rights per month in 2023 compared to 2022.



In the category, 85.24% of human rights reports regarding violations against religious minorities related to violations against Baha'is, 10.87% to Sunnis, 1.94% to Yarsans, 1.17% to "Others", 0.58% to Dervishes and 0.19% to Christians. Note that reports labeled as "Other" are those that did not belong to a specific group of religious minorities.

Figure 12. Pie chart based on the number of reports per religious minorities (2023).







FREEDOM OF THOUGHT AND EXPRESSION

In the category of freedom of thought and expression in 2023, a total of 2,380 reports were registered by the Department of Statistics. Based on the analysis of these reports, 3,130 individuals were arrested, with at least 116 of these arrests made without a judicial warrant. There were 881 summons to judiciary and security authorities, 3 instances of publication bans, and 9 publications being declared criminal. Additionally, reports of trials of a total of 42 individuals in judicial institutions were published. Also, there were 116 instances of interrogations in security institutions, 79 travel bans, 87 imprisonment sentence executions, 85 house searches, 18 cases of communication disruption, 95 citizen beatings, 22 forced retirements, 58 dismissals and layoffs, 300 sealings of organizations and offices, 4 instances of speech or event disruptions, 1 execution of a whipping sentence, 246 gatherings, and 29 instances of gathering prevention in the area of thought and expression.

In 2023, for this domain, at least 25,124 months of prison sentences were issued for 556 individuals by judicial bodies. This includes 23,720 months of actual imprisonment and 1,404 months of suspended imprisonment. It is noteworthy that 3,190 months of these sentences were issued by appellate courts and 288 months by the Supreme Court. Moreover, 72 individuals were fined nine billion four hundred and fifty-four million Iranian Rials, 58 individuals received 3,381 lashes, 36 individuals were sentenced to 2,112 months of exile, and 48 individuals were deprived of social rights. Additionally, a total of 80 lashes were executed on 1 individual.

In the realm of thought and expression, reports of citizen arrests increased by 86%, and issuance of prison sentences by the judiciary increased by 68% compared to the previous year. However, there was a 21% decrease in the number of people tried.

Please refer to the charts below for a detailed overview of violations in the field of freedom of thought and expression.

Figure 13. The number of arrests in the category of violation of the right to freedom of expression by month (2023).

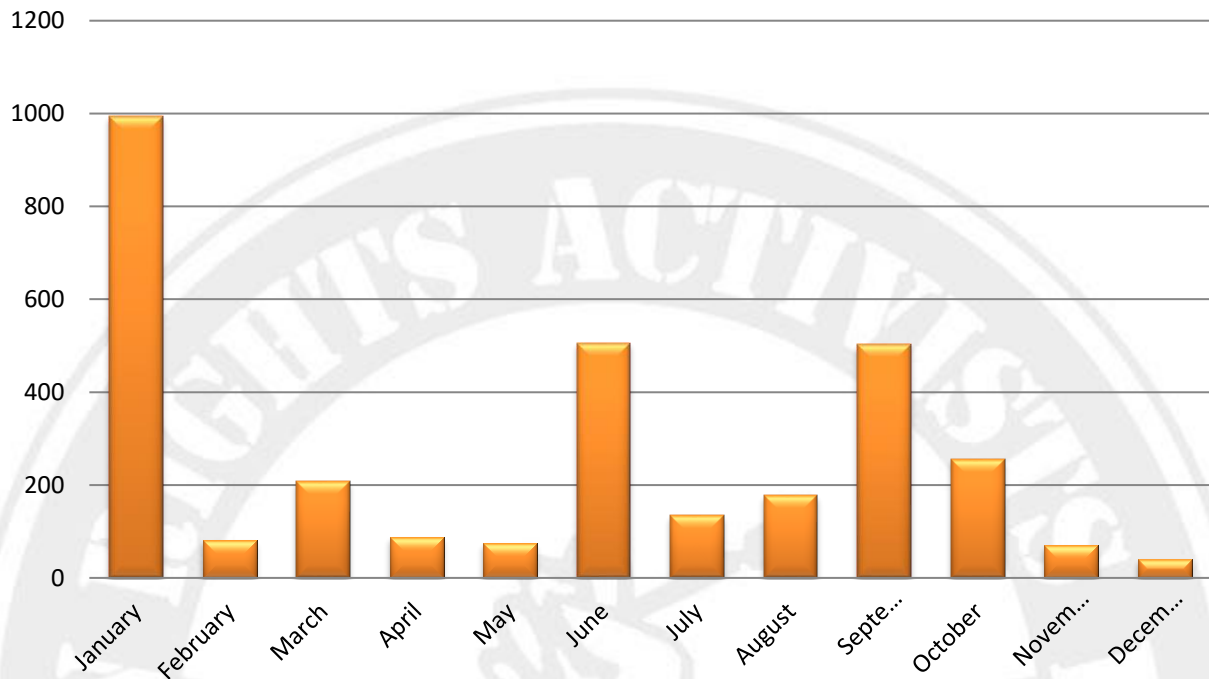


Figure 14. The number of convictions that violate of the right to freedom of expression by month (2023).

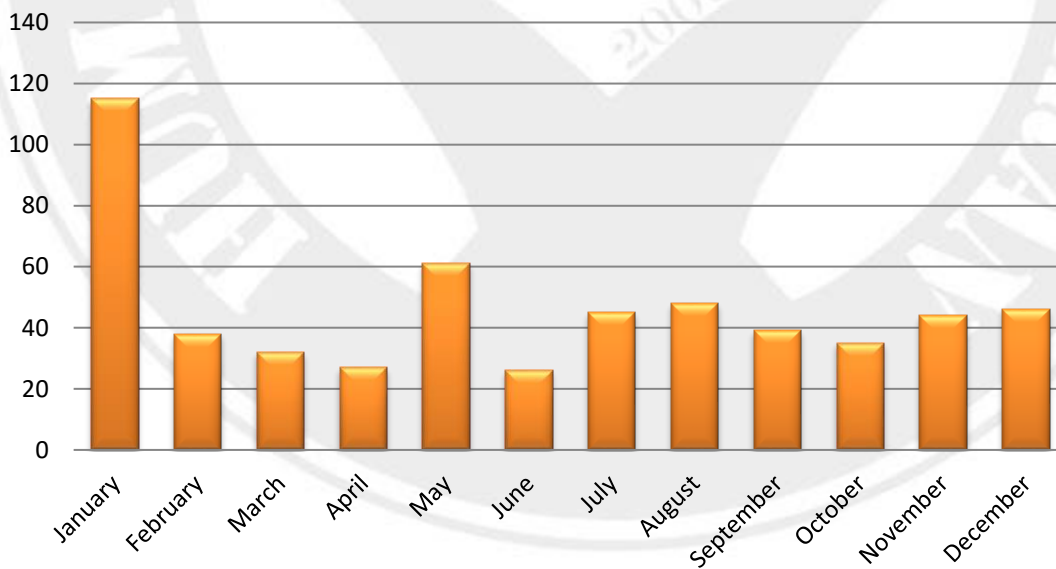
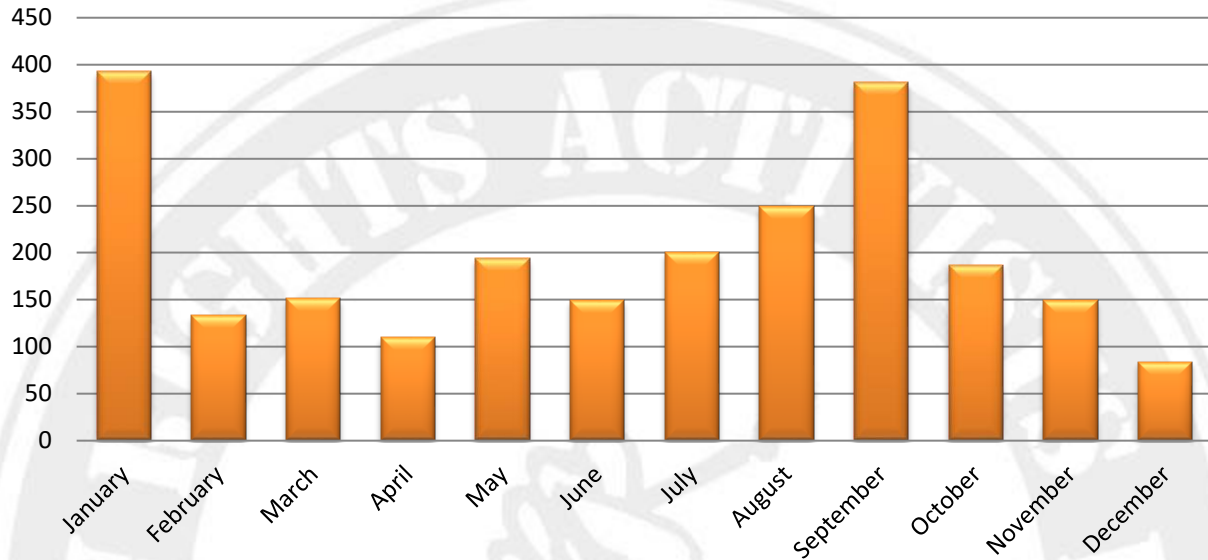


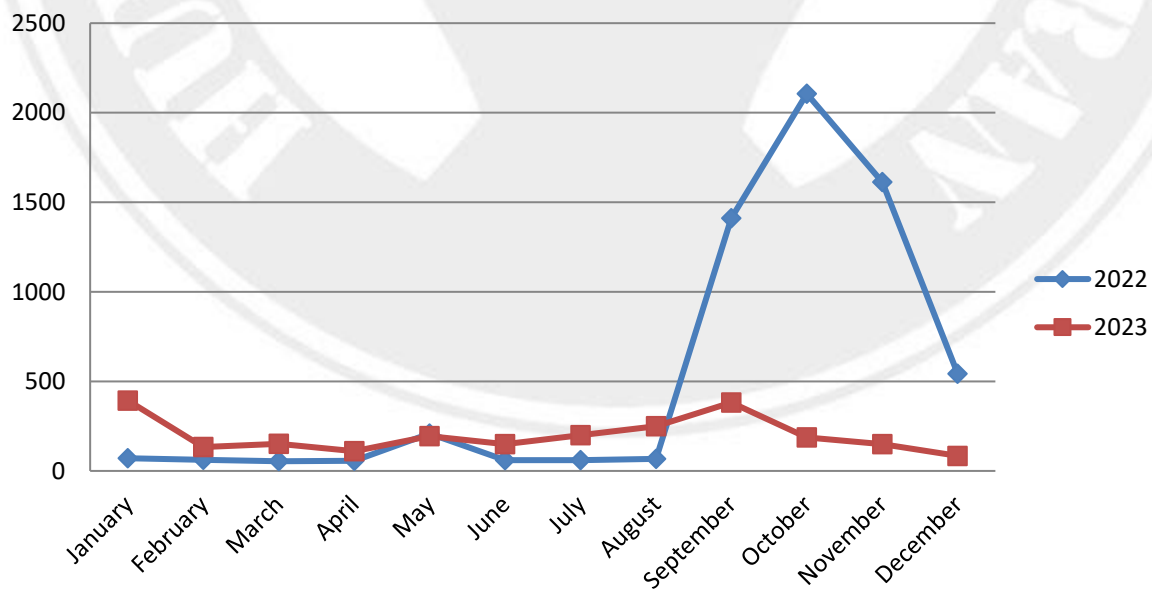
Figure 15 illustrates that the highest number of violations in this category occurred in January and the lowest in December.

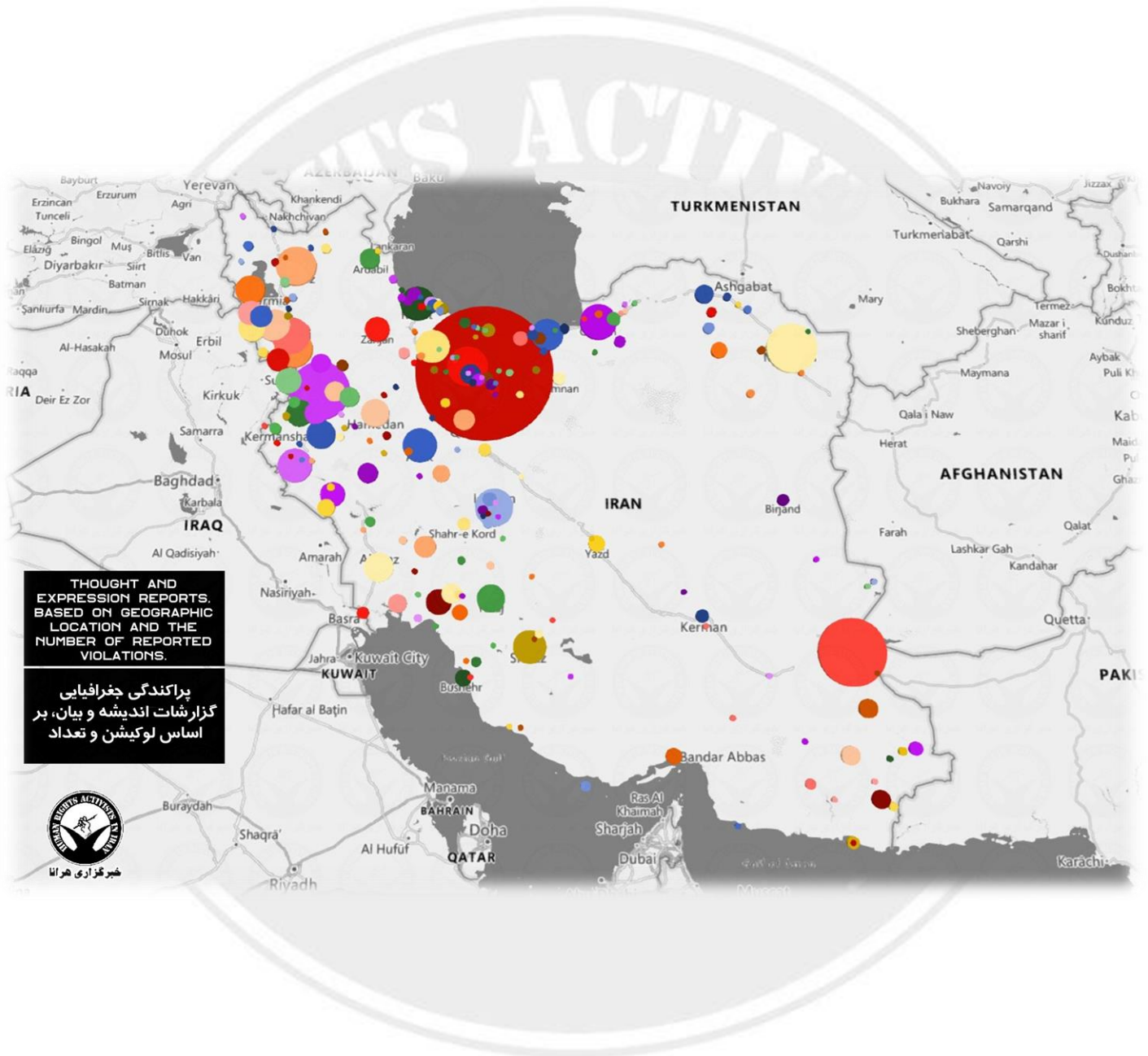
Figure 15. Number of reports in the category of violation of the right to freedom of expression by month (2023).



The following graph illustrates the number of violations of human rights in the category of freedom of expression in 2023 compared to 2022.

Figure 16. Monthly comparison of violations of freedom of expression in 2023 and 2022.







RIGHTS OF TRADE UNIONS AND ASSOCIATIONS

In 2023, a total of 1,700 reports were registered by the Department of Statistics and Publications concerning the rights of trade unions and associations. From these reports, 31 trade union activists were arrested, including 1 arrest made without a judicial warrant. Additionally, there were 56 summons to judiciary-security institutions, 3,056 cases of closures of facilities, 28 trials in judicial institutions, 122 dismissals and layoffs, 124 forced retirements, at least 85 months of deferred wages, 12 travel bans, 1 suicide, 4 house searches, and 12 instances of imprisonment.

Furthermore, 53 individuals were sentenced to 1,230 months of imprisonment, including 1,212 months of actual imprisonment and 18 months of suspended imprisonment. Additionally, 562 months of these sentences were issued by appellate courts. Two individuals were sentenced to 24 months of exile, 74 lashes, and 13 individuals were deprived of social rights. Fines amounted to one billion, one hundred and twenty-seven million, seven hundred thousand Iranian Rials for 13 people, and 72 lashes for 1 person.

In 2023, there were at least 1,266 trade union protests, 4 instances of protest suppression, and 32 union strikes. These protests primarily related to wage demands, poor economic conditions, and ineffective management of government institutions. Reports in this domain showed an 89% decrease in arrests and a 112% increase in sentences issued by the judiciary compared to the previous year, with a 30% increase in prison sentences.

The accompanying graph illustrates that the highest number of rights violations in this area occurred in November, while the lowest was in January.

Figure 17. The number of reports in the category of violation of the rights of trade unions and associations by month (2023).

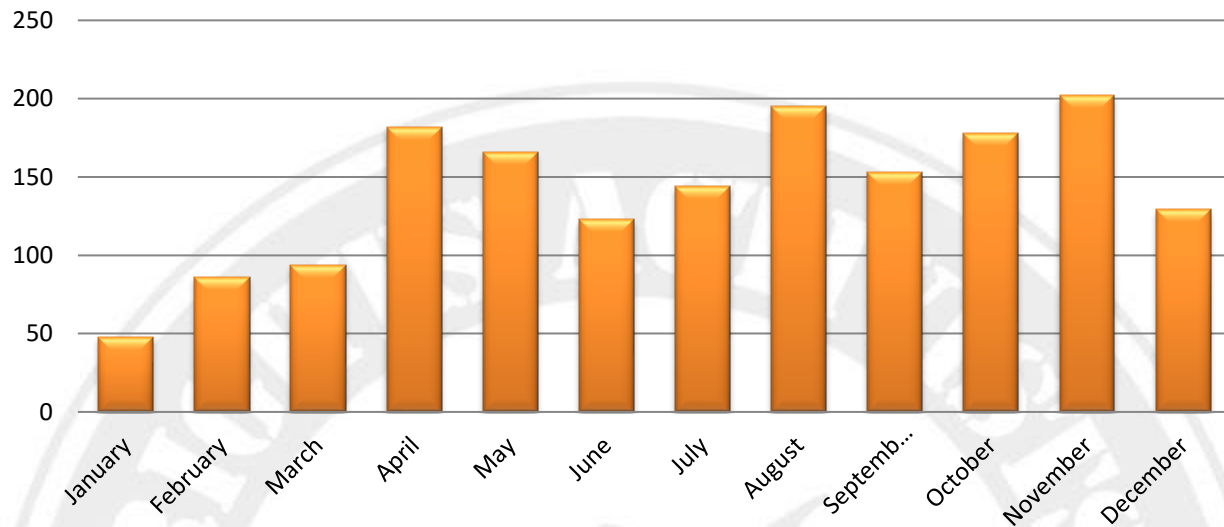
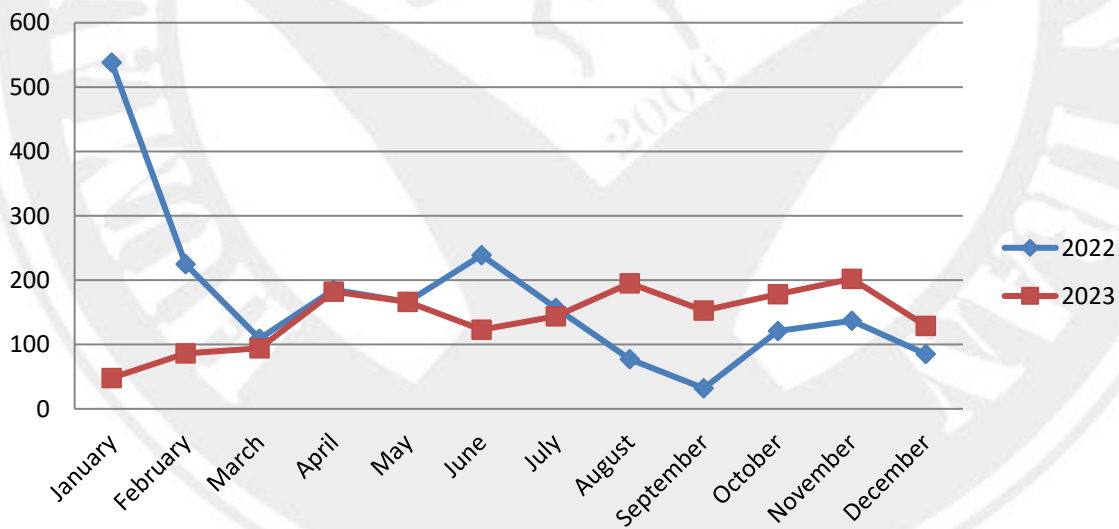
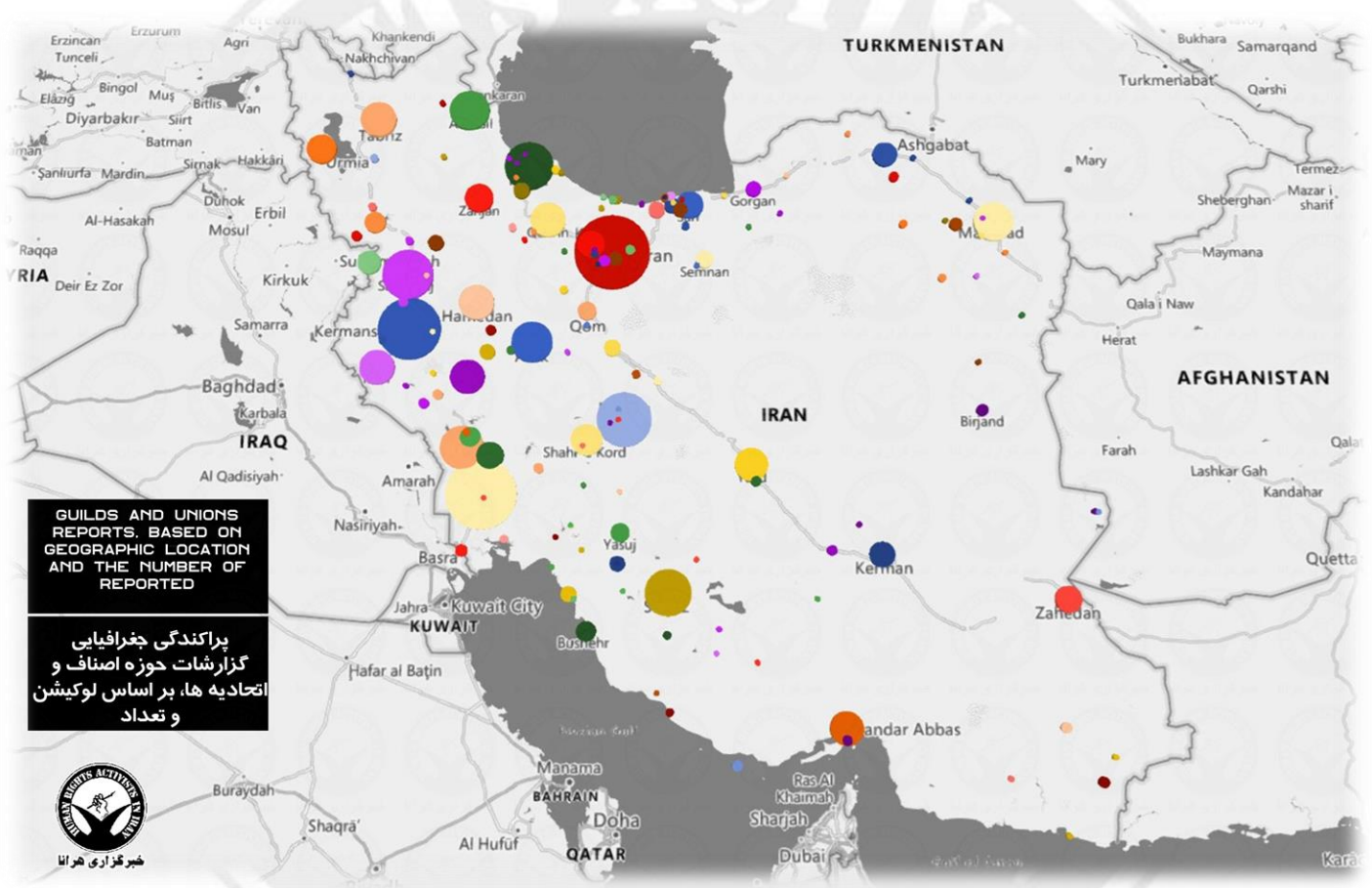


Figure 18. A comparison of the number of violations of trade unions and associations rights per month for 2023 compared with the previous year (2022).



GUILDS ACTIVITY



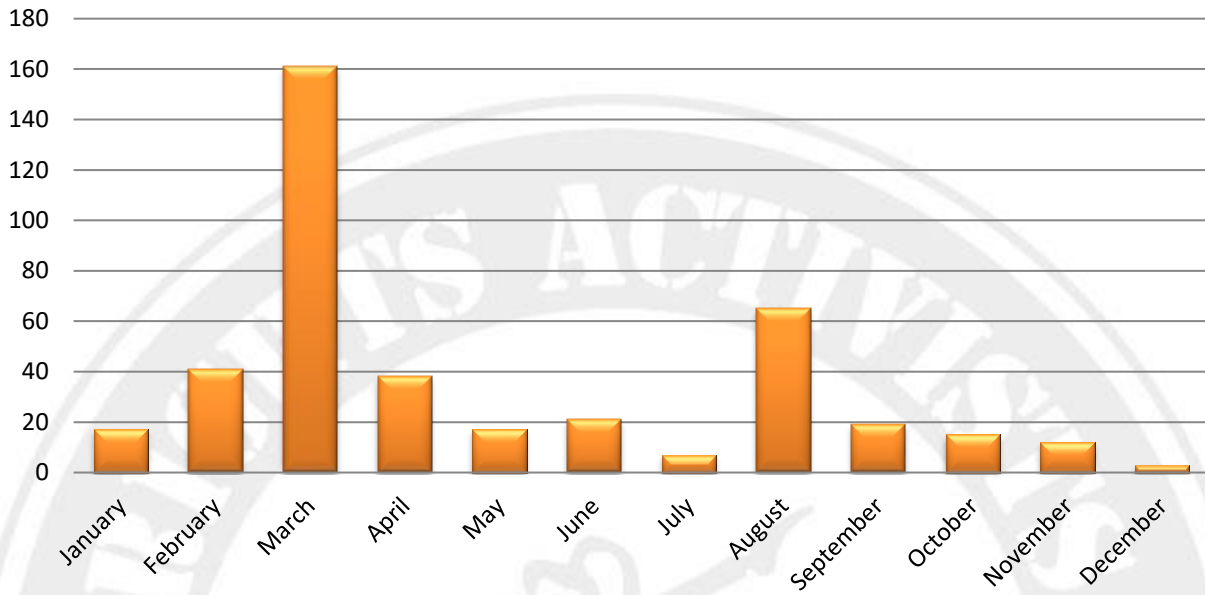
ACADEMIA/ RIGHT TO EDUCATION

In 2023, the Department of Statistics and Publications of Human Rights Activists in Iran registered 416 reports related to academic rights violations. This total includes 14 instances of prevention of higher education. Additionally, at least 217 individuals were sentenced to 290 terms of suspension from studies. There were 13 summons to security-judicial institutions, 3,067 summons to university disciplinary committees, 11 expulsions from universities, 2 expulsions from dormitories, 10 student exiles, 23 interrogations in security-judicial institutions, and 44 student gatherings.

Regarding student rights, there were 3 cases of physical punishment and over 6,000 cases of poisoning. Last year, at least 929,798 students were unable to continue their education. Of these, 175,114 cases were in primary education, including 78,912 girls and 96,202 boys. In lower secondary education, 197,690 cases of dropout were recorded, encompassing 99,723 girls and 98,271 boys. Additionally, in upper secondary education, 556,994 cases of dropout existed, including 261,893 girls and 295,101 boys.

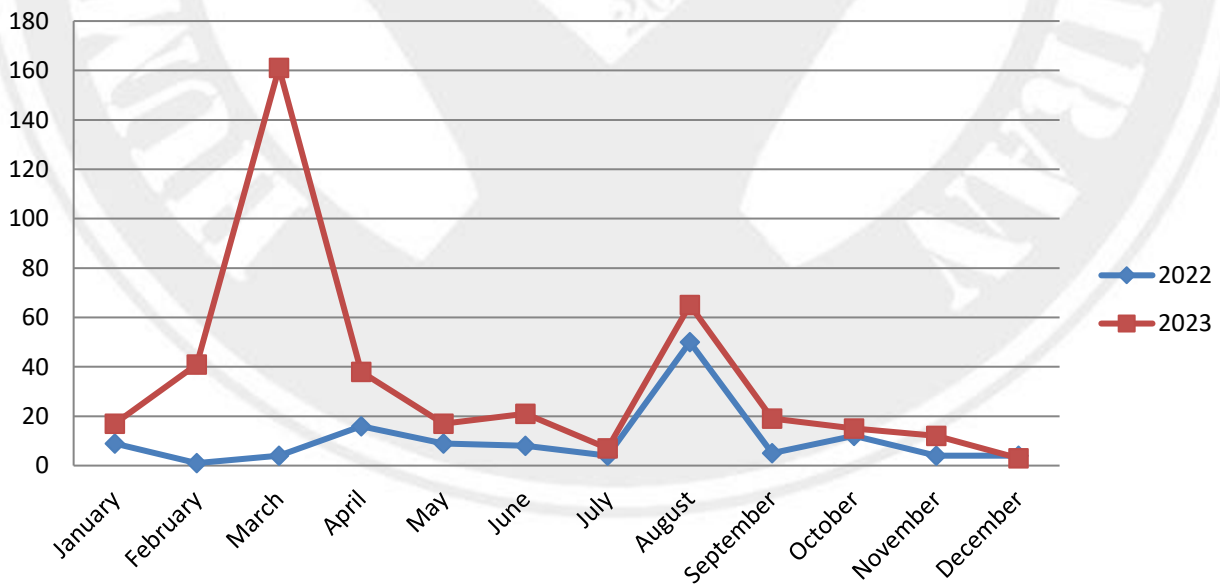
The monthly comparison of violations of basic rights in academic environments, as shown in the graph below, indicates that the highest number of rights violations in this area occurred in March, while the lowest number of reports was observed in December.

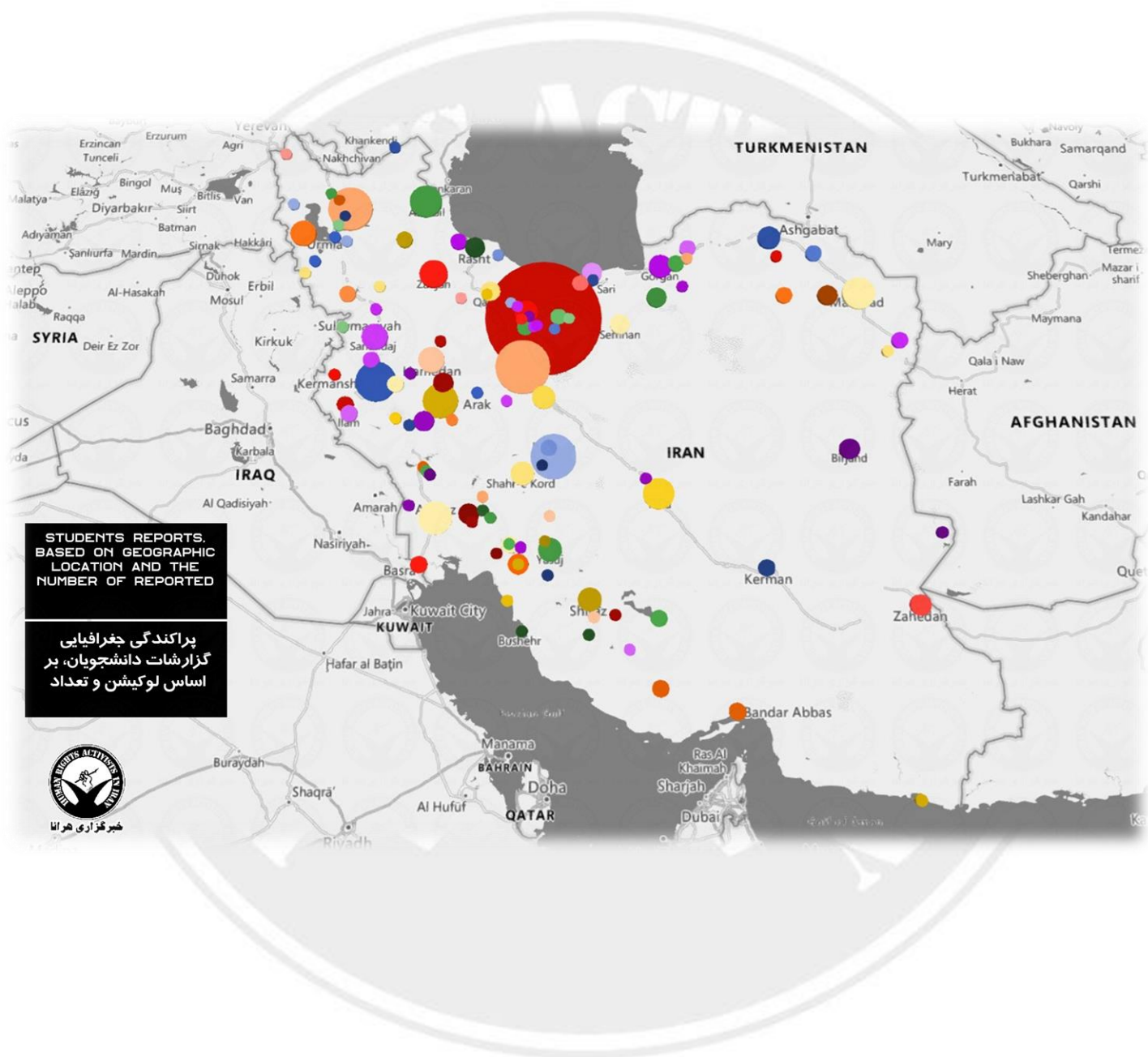
Figure 19. A comparative analysis of the violation of academic rights based on the number of cases per Month (2023).



The following graph illustrates the number of violations of human rights in the category of academic rights in 2023 compared to 2022.

Figure 20. A comparison of the number of violations of academic rights per month in 2023 compared with the previous year (2022).





STUDENTS REPORTS,
BASED ON GEOGRAPHIC
LOCATION AND THE
NUMBER OF REPORTED

پراکنده‌گی جغرافیایی
گزارشات دانشجویان، بر
اساس لوکیشن و تعداد



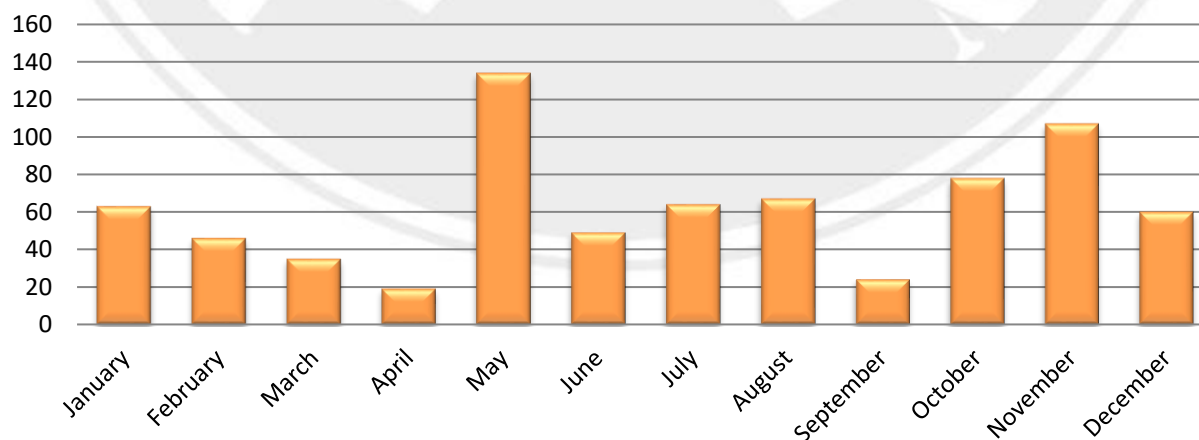
مجلس شورای اسلامی ایران

RIGHT TO LIFE (DEATH PENALTY)

In 2023, the Department of Statistics and Publication of Human Rights Activists in Iran registered 640 reports concerning the right to life. This encompassed the sentencing of 155 individuals to death, including 4 sentenced to public execution, and the execution of 746 individuals. Out of these, 6 were carried out in public. Among the executed individuals whose genders were identified, 597 were male and 20 were female. Additionally, 2 juvenile offenders, defined as individuals under the age of 18 at the time of their alleged crimes, were also executed.

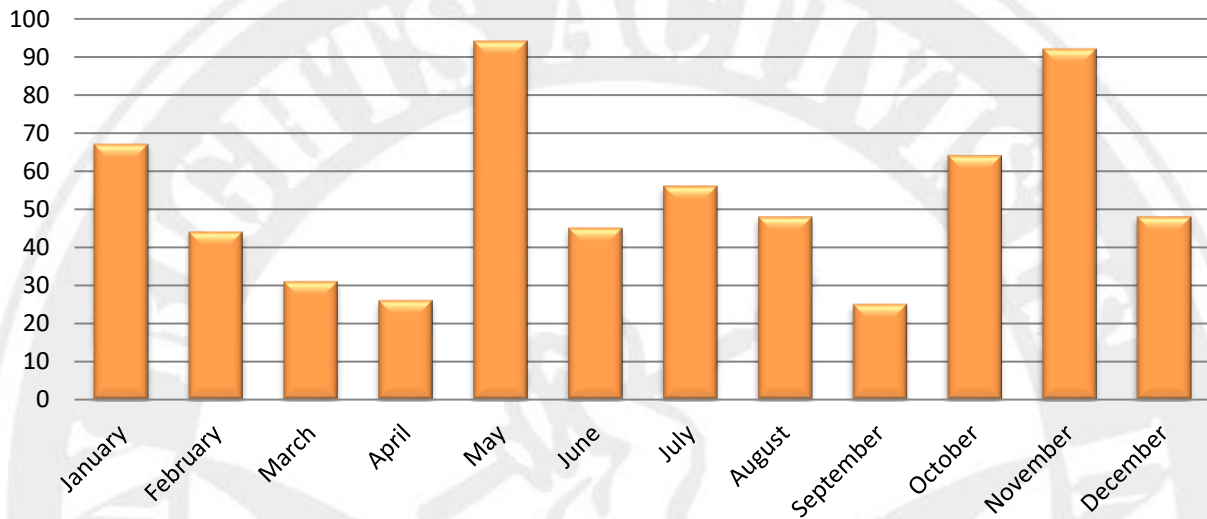
According to these reports, 56.43% of the executions were related to drug-related charges. Furthermore, 34.72% of the executions were for murder charges, 2.55% for sexual crimes, and 2.55% were executed with unknown charges. Additionally, 1.07% were executed on charges of Moharebeh (non-political), another 1.07% on charges of Moharebeh-Baghi (political-security), 0.94% for Corruption on Earth, 0.40% for ideological-political-religious reasons, 0.13% for security-related offenses (espionage, terrorism, bombing), and 0.13% for adultery and types of consensual sexual relations.

Figure 21. A comparative analysis of death sentences based on the number of individuals per month (2023).



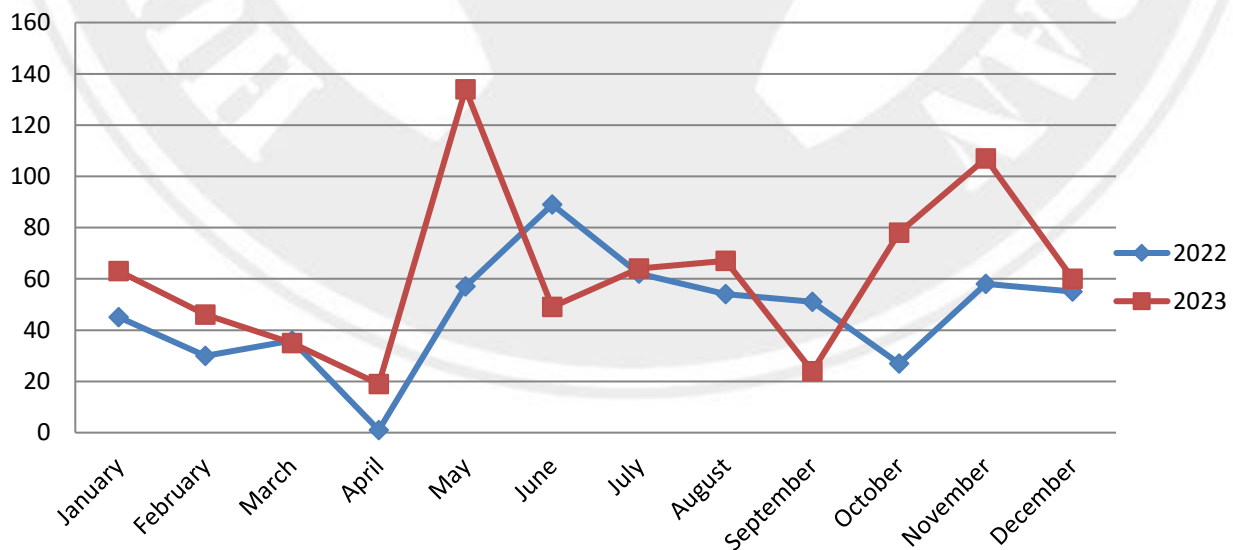
This chart is a monthly comparison of the violation of the right to life based on the number of reports we received. According to the chart, the highest number of violations occurred in May while the lowest number occurred in September.

Figure 22. Monthly comparison of the number of violations of the right to life based on the number of death sentence cases (2023).



The following graph illustrates violations of human rights through the death penalty in 2023 compared to 2022.

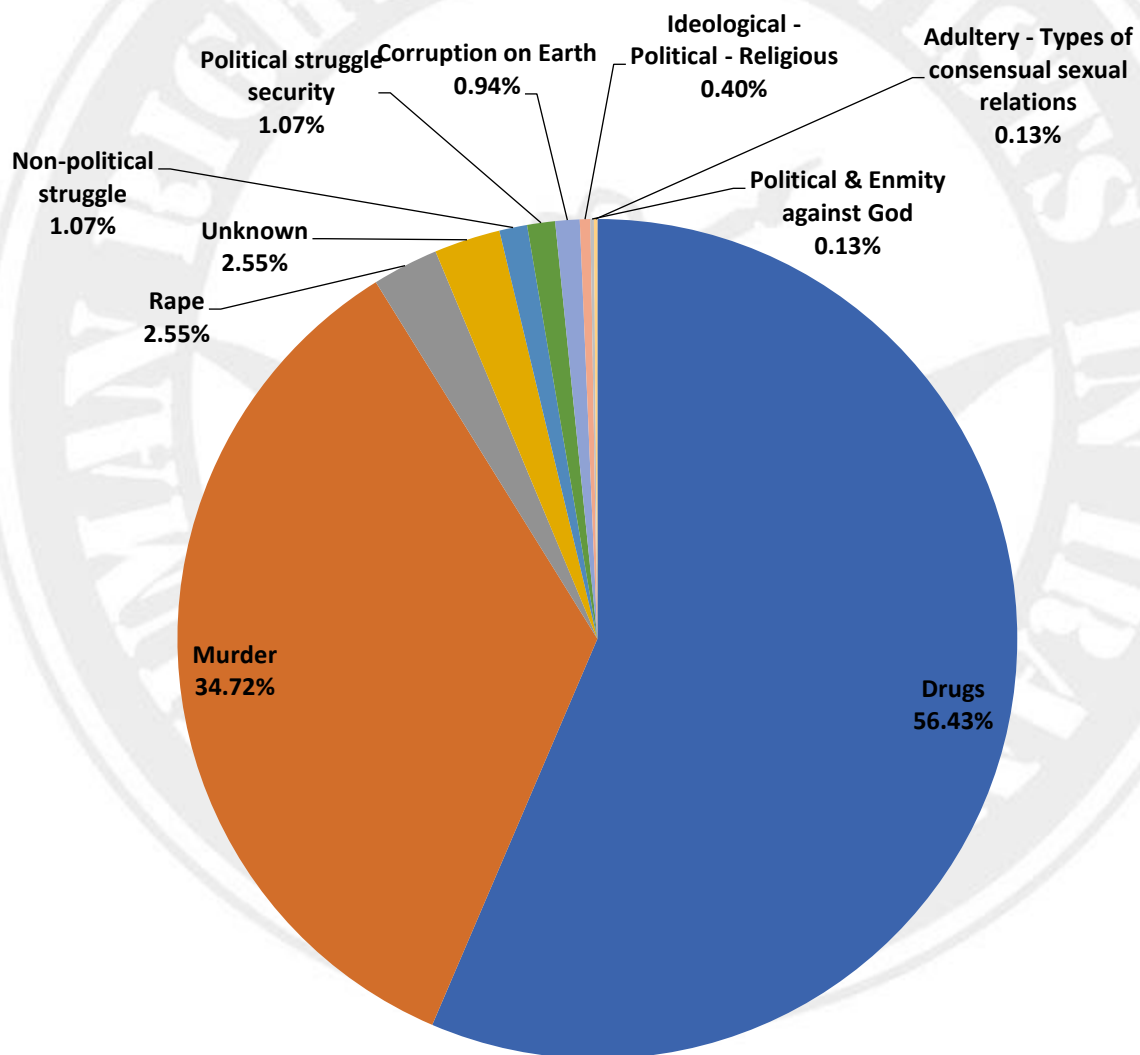
Figure 23. Death sentences per month in 2023 compared to its corresponding months in 2022.



Executions carried out in 2023 compared to 2022 increased by 32%. The number of death sentences issued increased by 68%.

The following pie chart illustrates the number of death sentences issued and carried out across the country in 2023. The majority of death sentences came from drug charges (56.43%), followed by Murder charges (34.72%).

Figure 24. Capital punishment sentences issued in 2023 based on the type of charges.



The following pie chart illustrates the death sentences in Iranian provinces with the province of Alborz province with 19.97% of all the cases that is due to its two populated and important prisons., followed by Kerman ranking with 9.25% of all the death sentences issued,

Figure 25. The ratio of death sentences issued per province (2023).

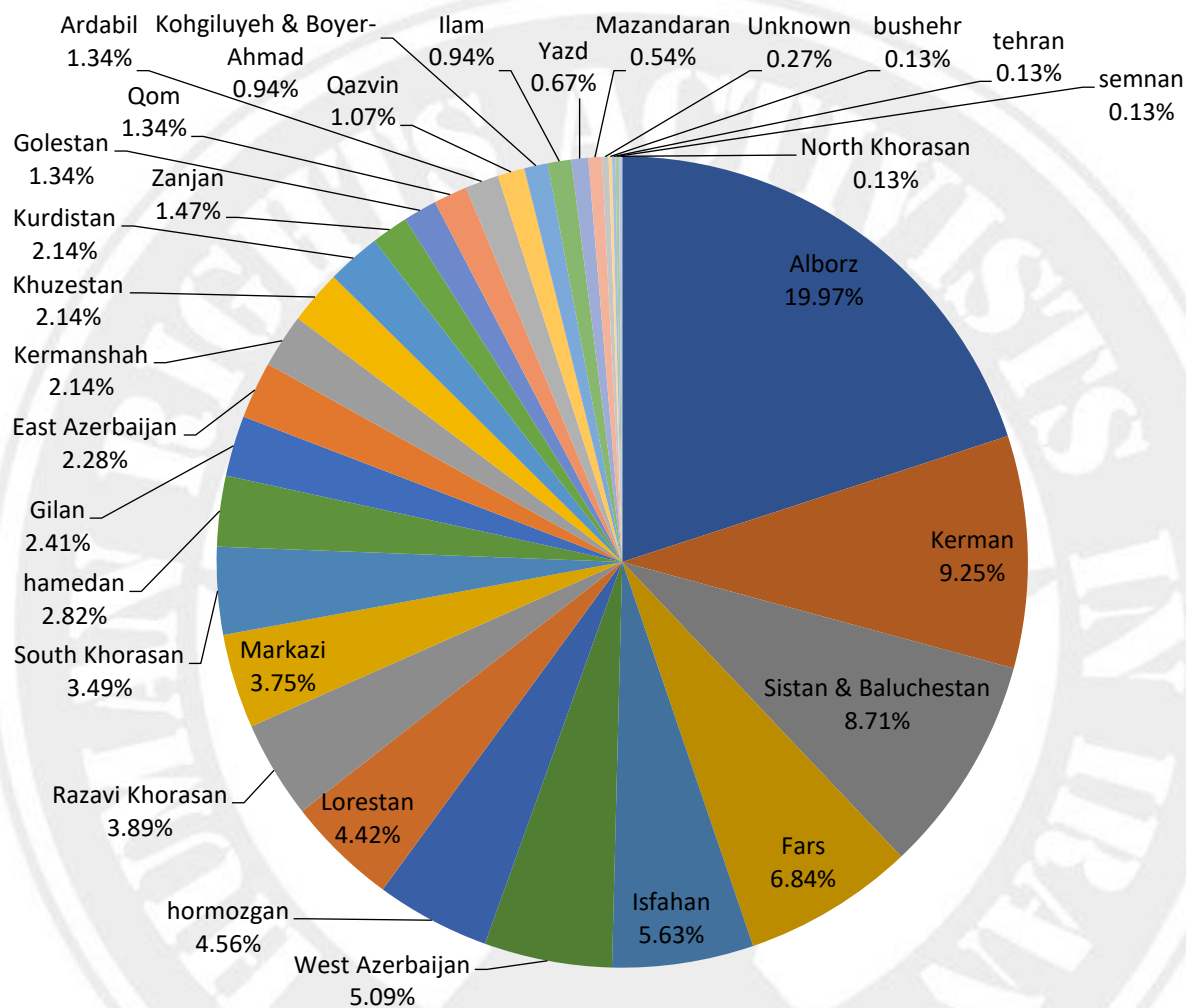
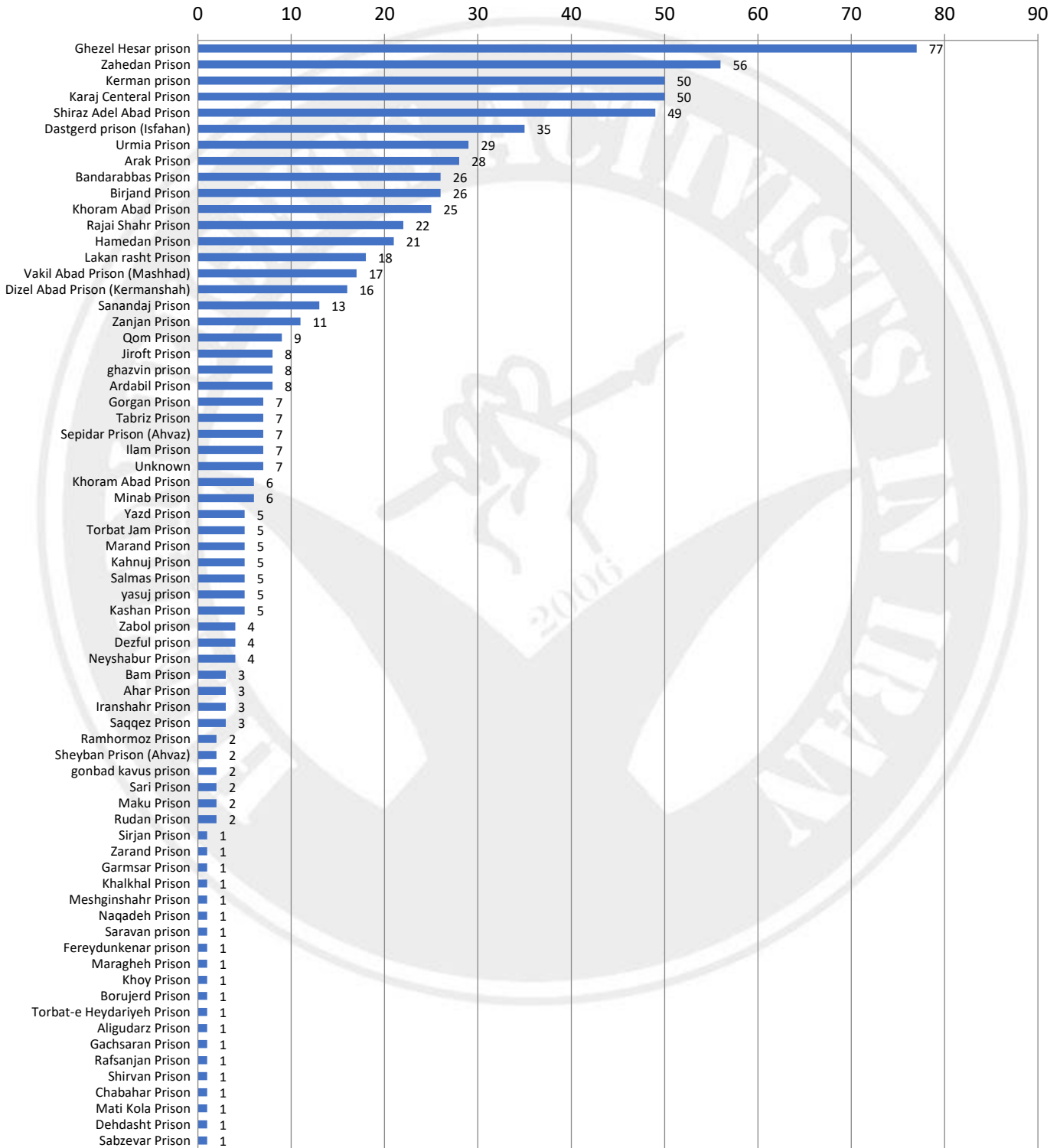


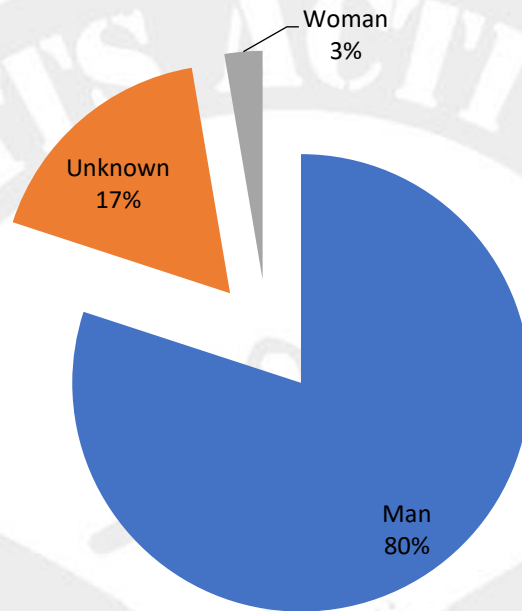
Figure 25 illustrates the number of death sentences in different prisons in Iran. Ghezel Hesar prison and Zahedan Prison held the highest number of death sentences.

Figure 26. The ratio of death sentences carried out per prison (2023).



Of those executed in 2023, 3% were female, and 80% were male, while the gender of the other 17% is unknown.

Figure 27. Percentage of executed individuals based on gender (2023).

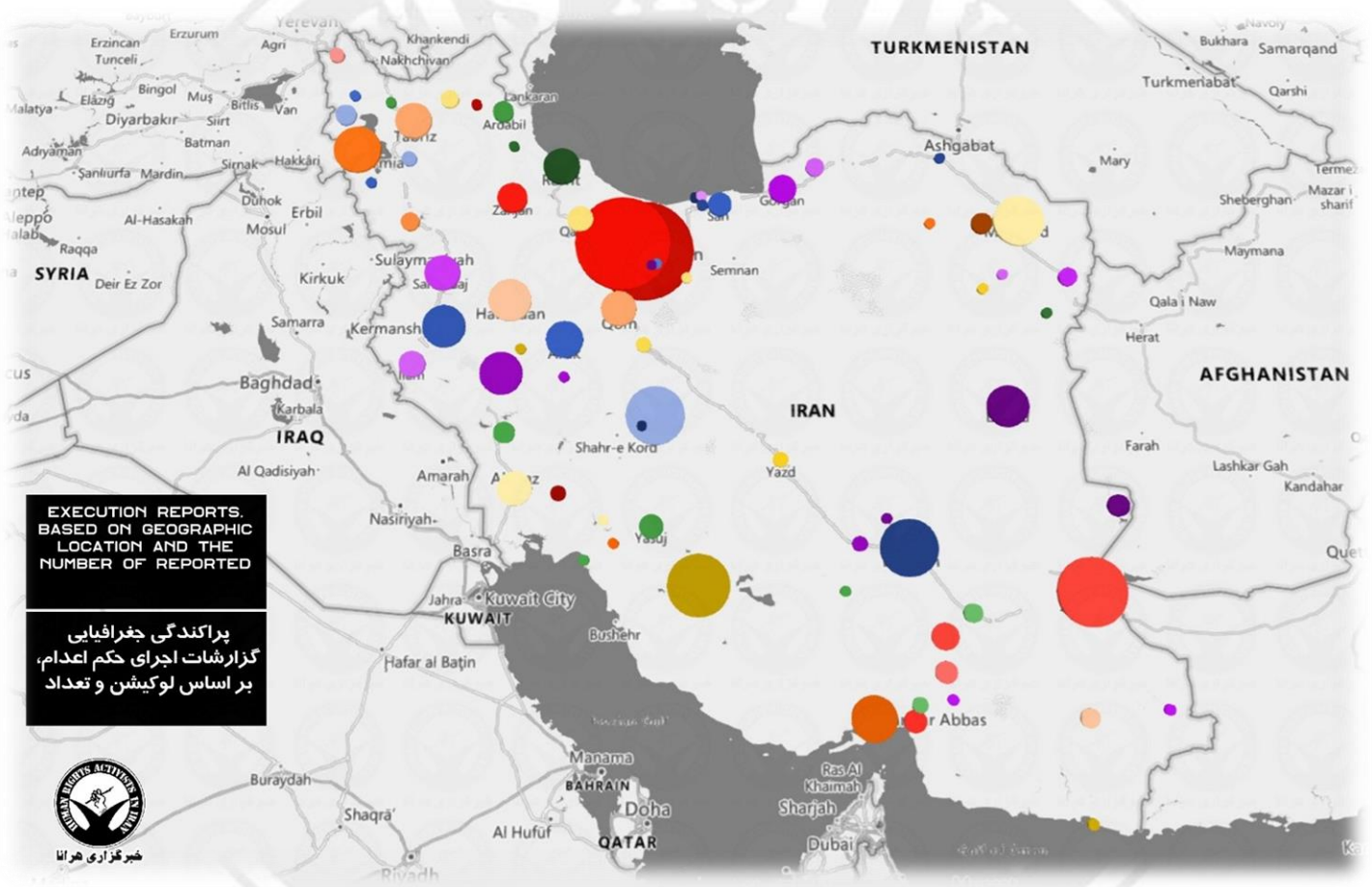


The following diagram is directly related to the secret executions of prisoners. These executions are reported by independent sources and human rights associations, indicating that 66% of executions are carried out in secret or without any public notice.

Figure 28. Secret executions compared to announced executions (2023).



HUMAN RIGHTS ACTIVITIES



EXECUTION REPORTS, BASED ON GEOGRAPHIC LOCATION AND THE NUMBER OF REPORTED

پراکنده جغرافیایی
گزارشات اجرای حکم اعدام،
بر اساس لوکیشن و تعداد

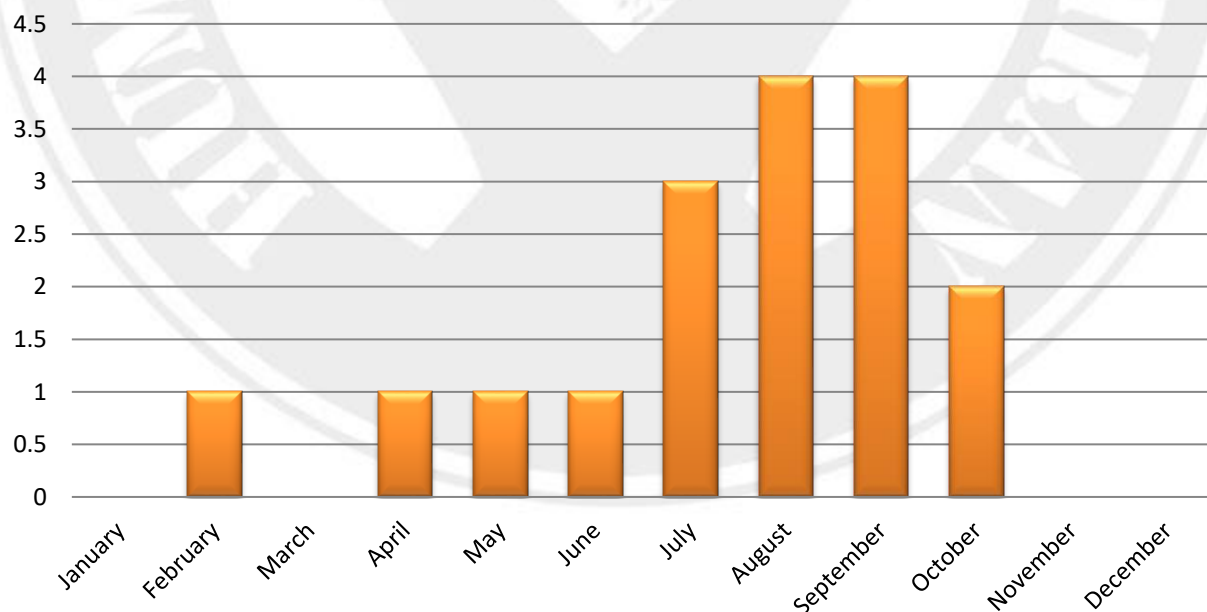


CULTURAL RIGHTS

In 2023, the Department of Statistics and Publication of Human Rights Activists in Iran recorded 17 reports related to violations of cultural rights. These reports included the arrest of 15 individuals and 10 cases of employment prohibition. Additionally, there was 1 instance of preventing the execution of a program or speech and 1 case of a judicial sentence being carried out. Moreover, 4 individuals were sentenced to 24 months of suspended imprisonment, with 12 months of these sentences issued by appellate courts.

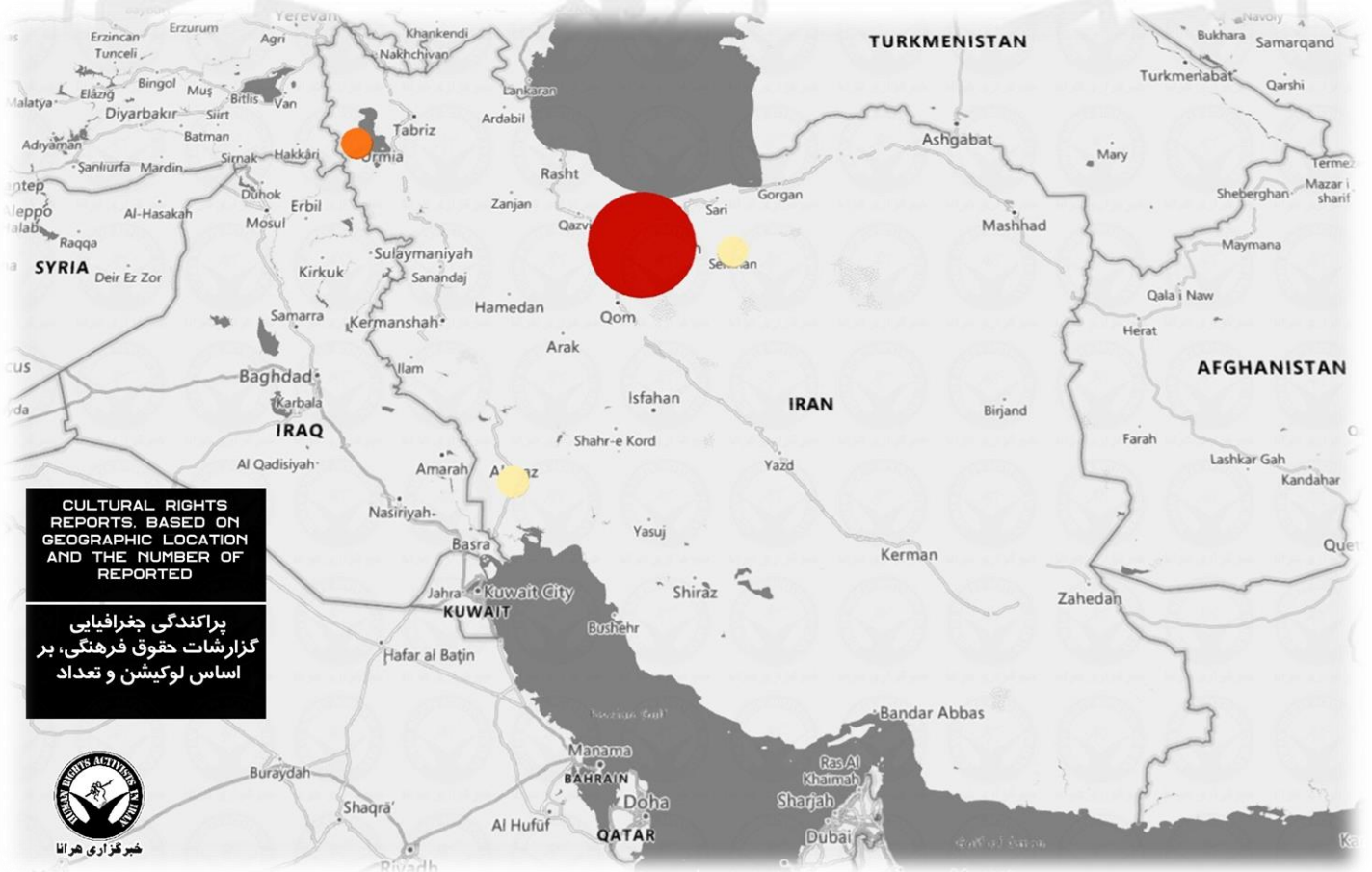
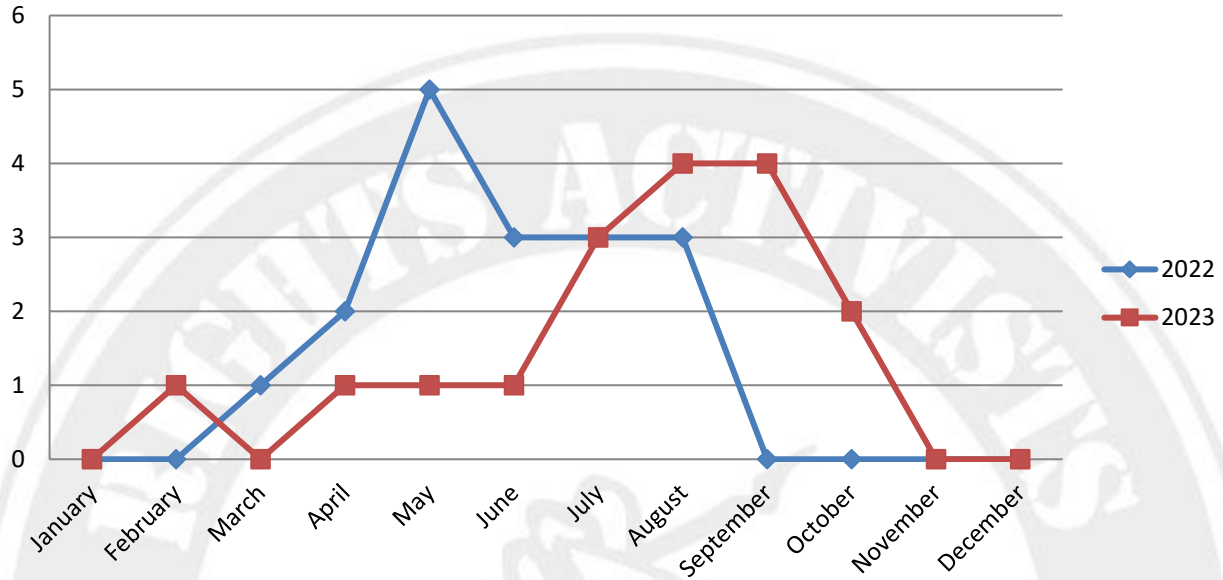
In the realm of cultural rights, there was a 114% increase in citizen arrests compared to the previous year. The monthly comparison of cultural rights violations, as illustrated in the graph below, shows that the highest number of violation reports in this category occurred in August and September. The lowest number of reports was observed in January, March, November, and December.

Figure 29. Violation of cultural rights based on the number of cases per month (2023).



The following graph illustrates the number of violations of cultural rights in 2023 compared to 2022.

Figure 30. Violations of cultural rights per month in 2023 compared with the previous year.





WORKERS' RIGHTS

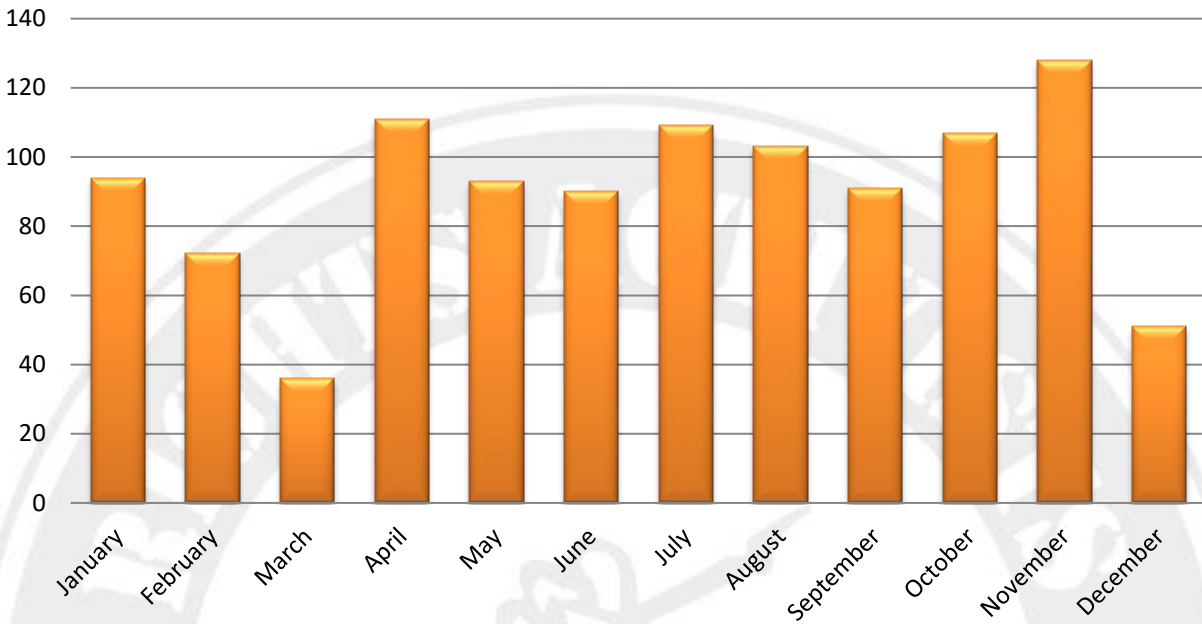
In 2023, a total of 1,085 reports were collected in the field of workers' rights, according to statistical analyses by the Department of Statistics of Human Rights Activists in Iran. Based on these reports, a total of 64 individuals were arrested, with at least one case of arrest without a judicial warrant recorded. Additionally, 29 labor activists or defenders of workers' rights were sentenced to 654 months of imprisonment, which includes 568 months of actual imprisonment and 86 months of suspended imprisonment. Notably, 356 months of these sentences were issued by appellate courts. Moreover, 17 individuals were sentenced to a total of 1,258 lashes and fined forty-two million five hundred thousand Iranian Rials. Two individuals were also sentenced to 48 months of exile.

Furthermore, there were 19 summonses to judicial and security authorities, along with 43 court trials and 12 interrogations in security-judicial institutions, 4 worker suicides, 5 instances of assault, 2 travel bans, 1 house search, and 4 imprisonment executions.

In the fiscal year 2023, reports of delayed or unpaid wages to workers amounted to at least 943 months, 2,891 layoffs or dismissals, 3,409 instances of unemployment, 119 months of lack of work-related insurance for 1,764,016 workers, 5 factory closures, and 2,621 workers left in limbo regarding their employment status. Additionally, at least 1,252 individuals were killed in work-related accidents, and 4,018 cases of physical injuries to workers on the job were reported. Iran ranks 102nd globally in terms of workplace safety standards, which is considered a very low ranking.

The monthly comparison of violations of workers' rights, as observed in the forthcoming chart, shows that the highest number of rights violations reports in this domain were published in November, with the most significant decrease in reports occurring in March.

Figure 31. A monthly comparative analysis of the violation of workers' rights based on the number of cases per month (2023).



The following graph illustrates the number of violations of human rights in the category of workers' rights in 2023 in comparison with 2022.

Figure 32. Violations of workers' rights on a monthly bases in 2023 compared with the previous year.

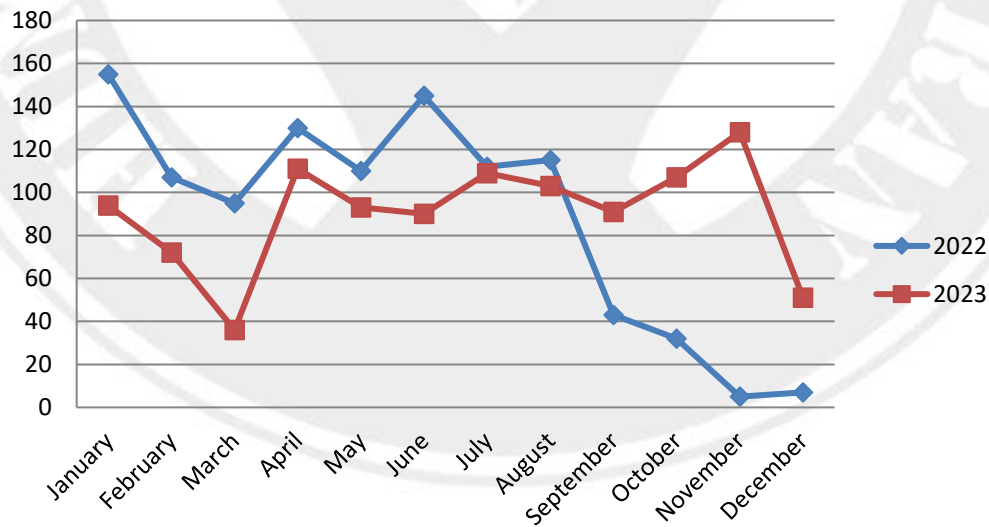
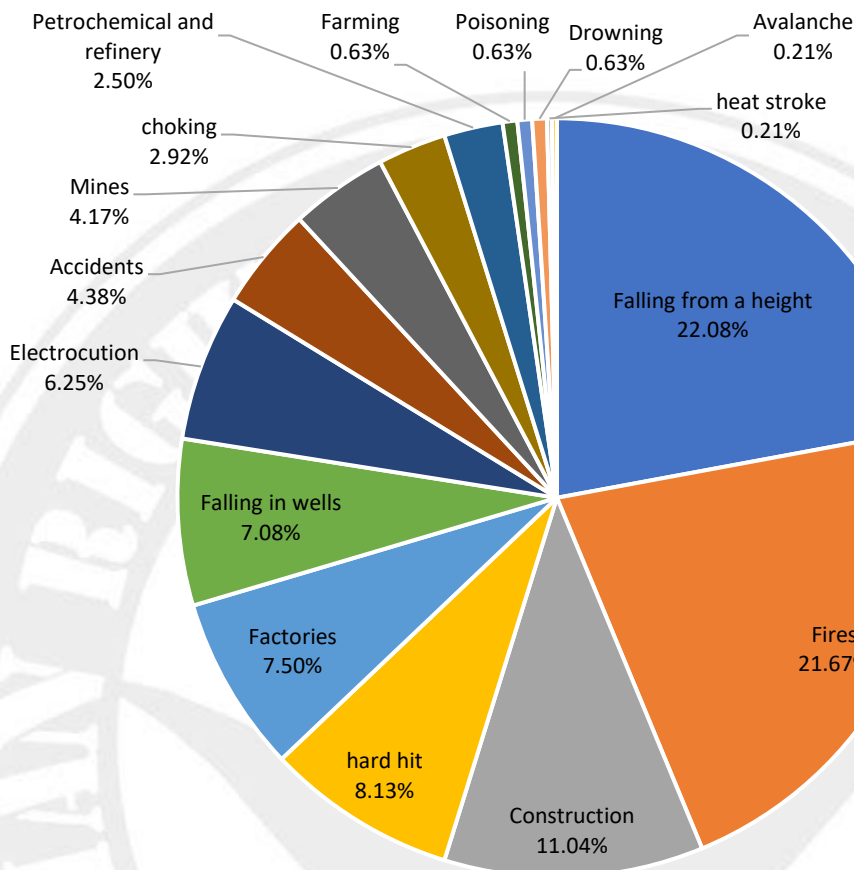
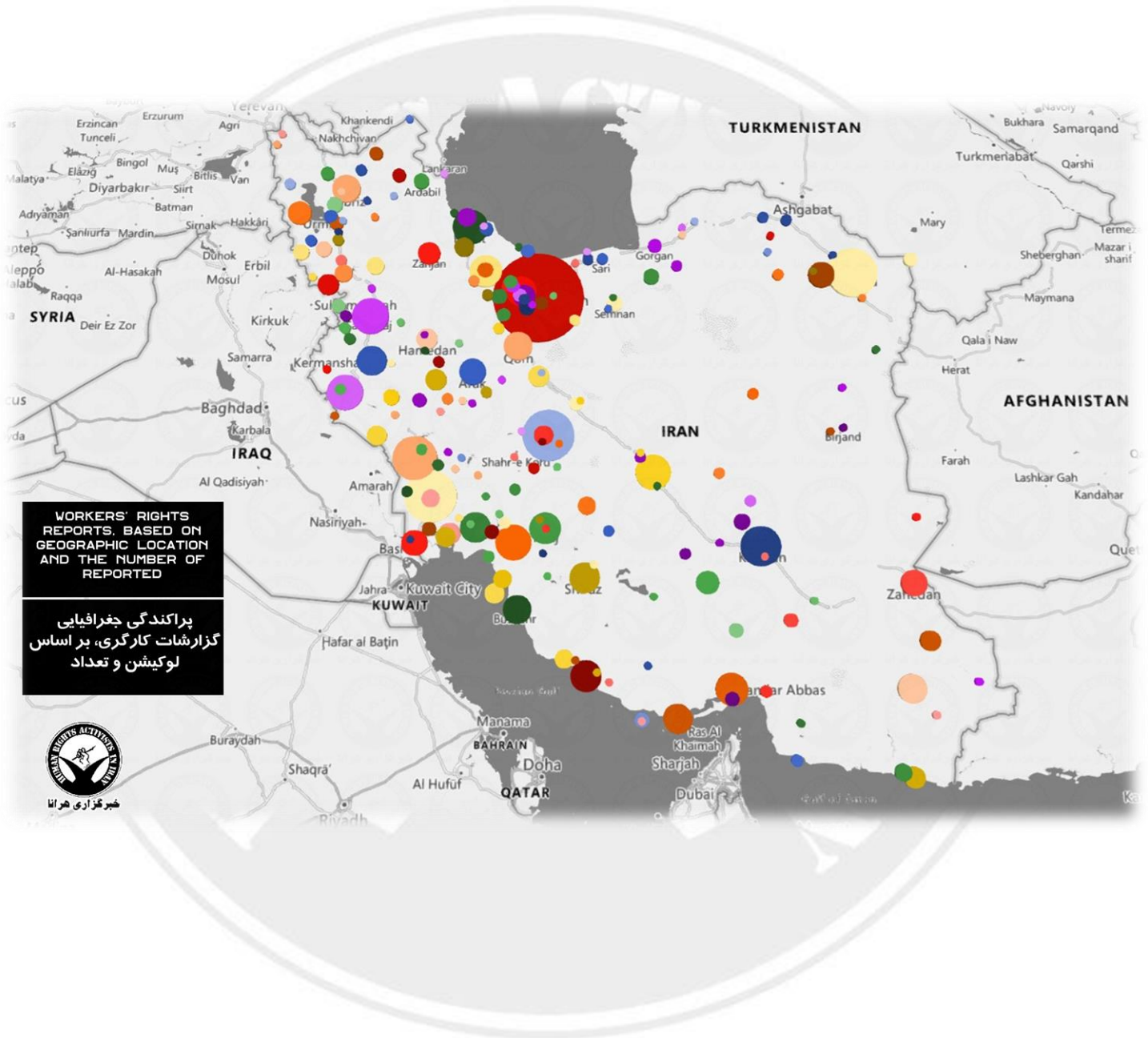


Figure 33. Classification of work-related accidents



According to the reports gathered by the Department of Statistics of Human Rights Activists in Iran, in 2023, 22.08% of work-related accidents were due to falls from heights, 21.67% were fire incidents, 11.04% were construction accidents, 8.13% were caused by hard object impacts, 7.50% occurred in factories, 7.08% were drilling (well) accidents, 6.25% were due to electrocution, 4.38% were traffic accidents, 4.17% happened in mines, 2.92% were gas poisonings, 2.50% occurred in petrochemical and refinery industries, 0.63% were agricultural accidents, 0.63% were poisonings, 0.63% were drownings, 0.21% were heat strokes, and 0.21% were avalanche falls.

In 2023, there were at least 320 worker protests, 1 instance of suppression of assembly, and 111 worker strikes. Most of these protests were related to wage demands. The reports indicate a 20% increase in the arrest of workers and a 19% decrease in the issuance of judicial sentences based on the number of people tried, compared to the previous year. Additionally, the issuance of prison sentences increased by 458% compared to the previous year.



WORKERS' RIGHTS REPORTS, BASED ON GEOGRAPHIC LOCATION AND THE NUMBER OF REPORTED

پراکنندگی جغرافیایی گزارشات کارگری، بر اساس لوکیشن و تعداد



مؤسسه حقوقی خاور میانه



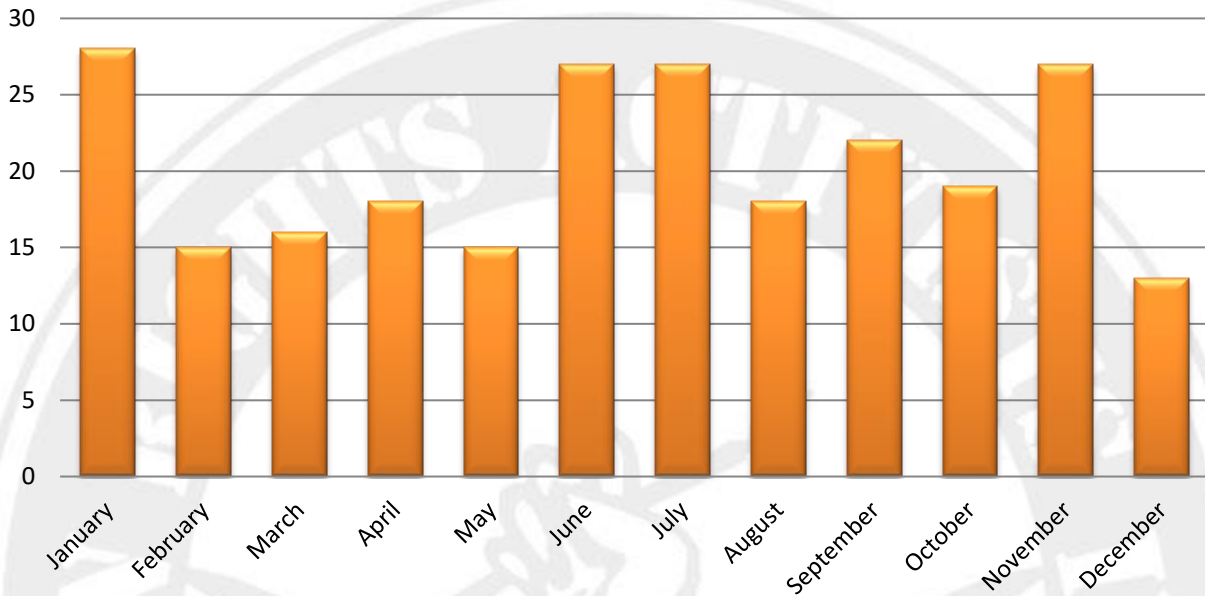
CHILDREN'S RIGHTS

In 2023, the Department of Statistics gathered 245 reports related to children's rights violations. Due to the silence of families and governmental institutions, accurate statistics on child abuse cases are not available. However, at least 32 cases of rape and sexual abuse of children, 45 child murders, 6 cases of honor killings, 48 child suicides, and 35,000 instances of child labor were reported. In 2020, there were 56,343 registered marriages of individuals under 18 years old, which decreased significantly to 50,127 in 2021, indicating an 11% decrease in total child and adolescent marriages. The total number of divorces in this age group was 1,646 in 2020, increasing to 1,663 in 2021, reflecting about a 1% increase in child and adolescent divorces in Iran. Additionally, over 929,798 children were deprived of education in this year, an increase from 911,272 in the previous year. Many students in the country have been denied education due to lack of access to virtual learning facilities, early marriages, poverty, cultural issues, population dispersion, etc.

It's noteworthy that this year, the Welfare Organization or relevant statistical authorities have not published data on child abuse. As mentioned in the execution section of this report, at least 2 juvenile offenders were executed in Iran last year. Precise statistics on the arrest of children are not available, but according to accessible reports, at least 130 individuals under 18 years old were detained by security institutions.

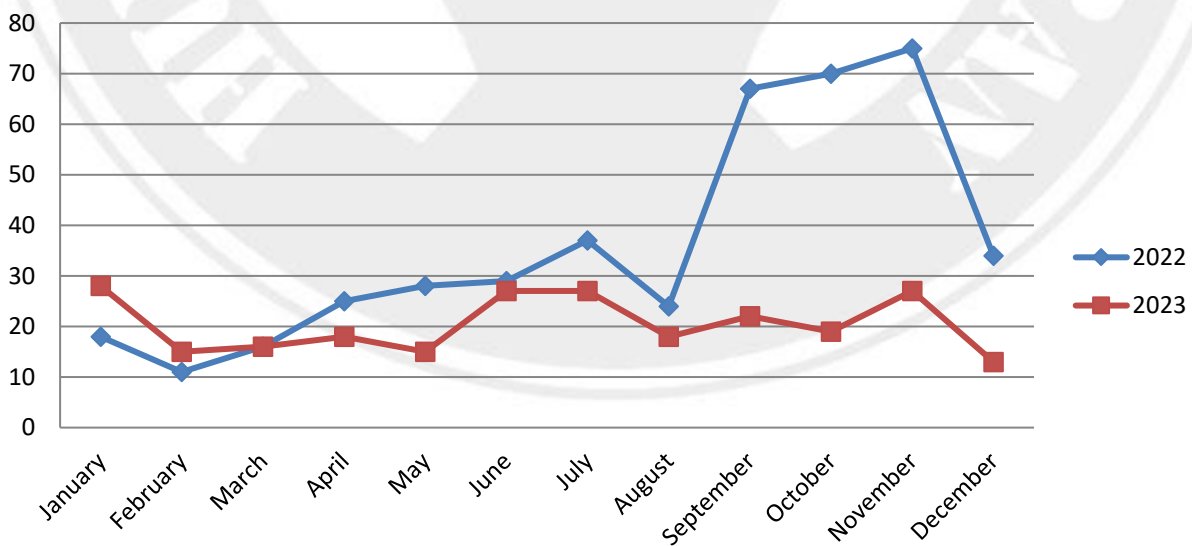
The monthly comparison of violations of children's rights, as seen in the graph below, shows the highest number of violation reports in January and the lowest in December.

Figure 34. A monthly comparative analysis of the violation of children’s rights based on the number of cases per month.



The following graph illustrates the number of violations of human rights in the category of children’s rights in 2023 in comparison with 2022.

Figure 35. Violations of children’s rights per month compared with the previous year (2023, 2022).



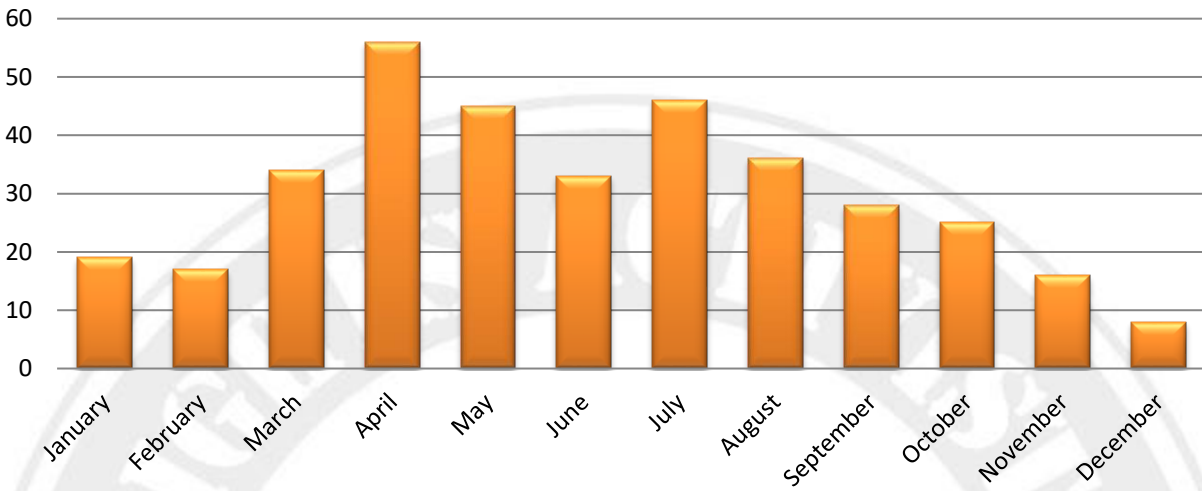


In 2023, a total of 363 reports were collected in the category of women's rights, as per the Department of Statistics of Human Rights Activists in Iran. These reports included at least 26 cases of rape and sexual assault, 82 instances of women's murders, 28 cases of honor killings including 4 men, 1 case of self-immolation, 6 suicides, 7 acid attacks, 24 summonses to judicial and security institutions, 3,176 instances of improper hijab, 3 travel bans, 8 court trials, 1 house search, 8 gatherings related to women's rights, and 9 instances of discrimination in social settings.

According to the report, 44 women were arrested for activities related to women's rights. Additionally, at least 20 activists were sentenced to a total of 182 months of imprisonment and fined seventeen million six hundred thousand Iranian Rials. This includes 152 months of actual imprisonment and 30 months of suspended imprisonment, with 64 months of these sentences issued by appellate courts. Furthermore, 2 individuals were sentenced to 222 lashes.

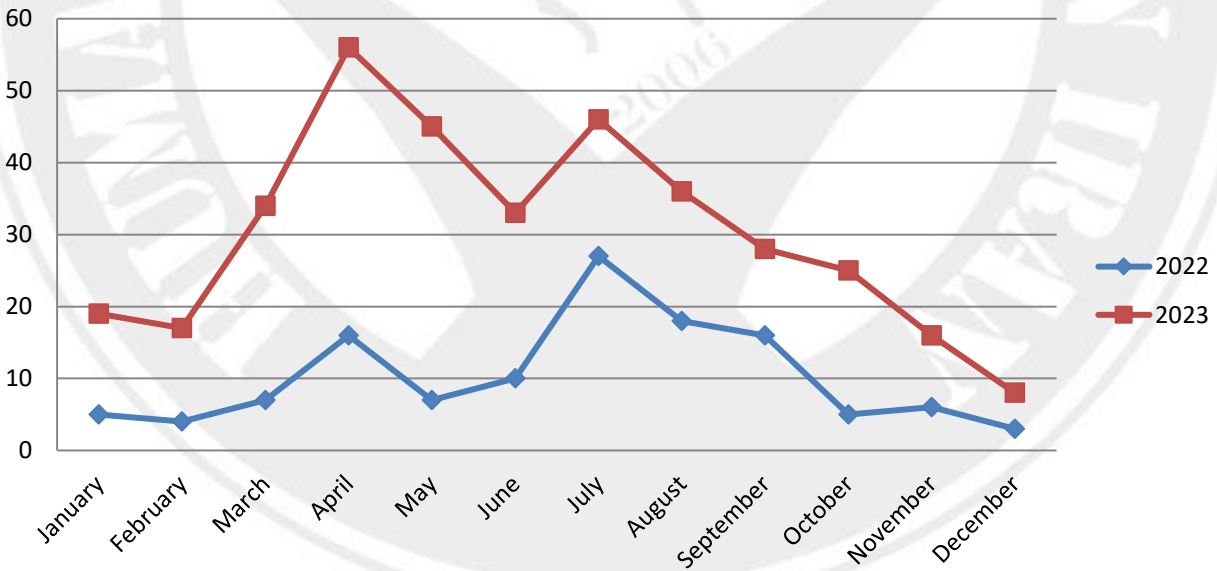
The monthly comparison of violations of women's rights, as seen in the forthcoming chart, shows that the highest number of rights violation reports in this domain were published in April, with the most significant decrease in reports observed in December.

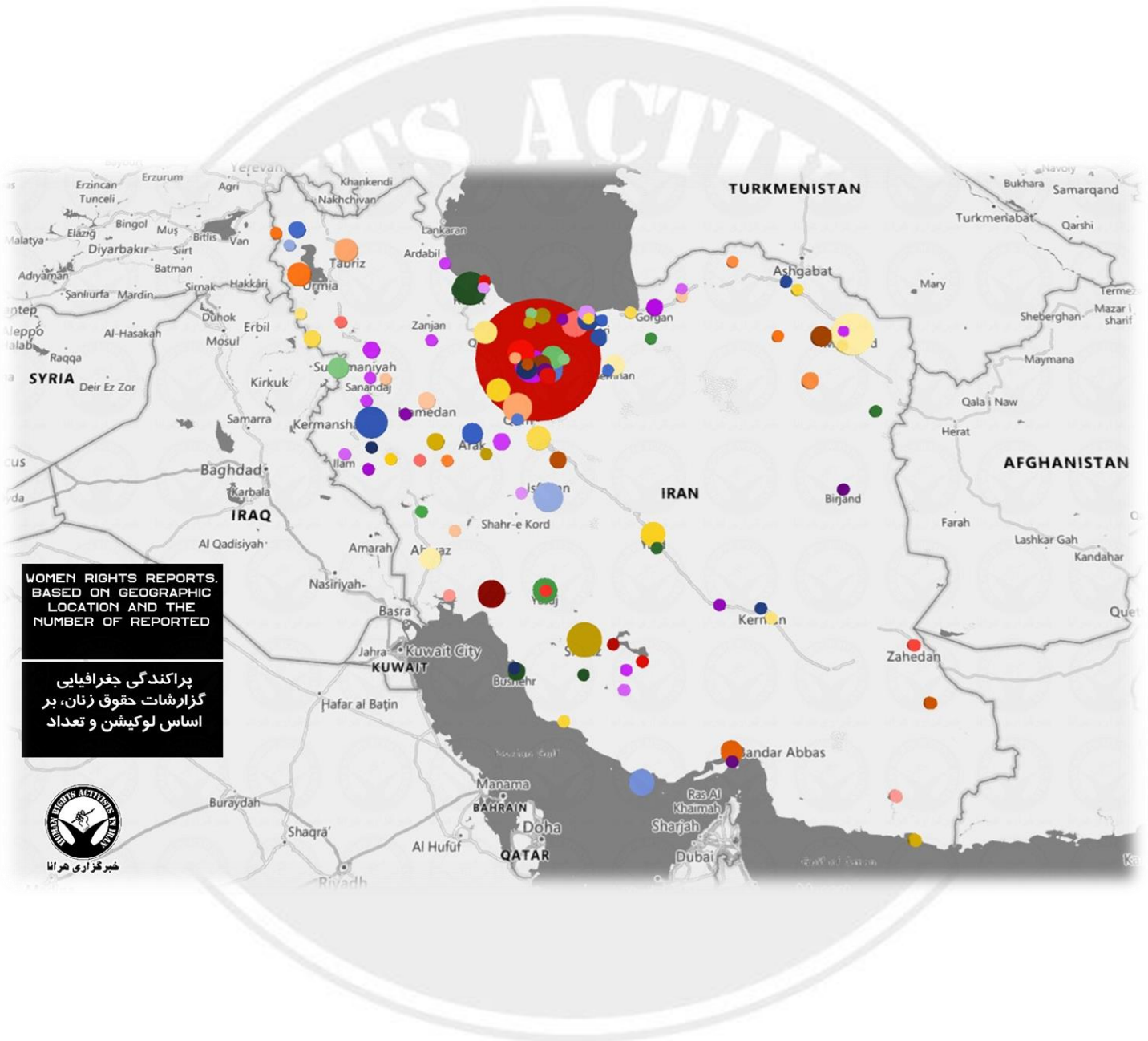
Figure 36. A comparative analysis of the violation of women's rights based on the number of cases per month.



The following graph illustrates the number of violations of human rights in the category of women's rights in 2023 compared to 2022.

Figure 37. Violations of women's rights per month in 2023 compared to the previous year.





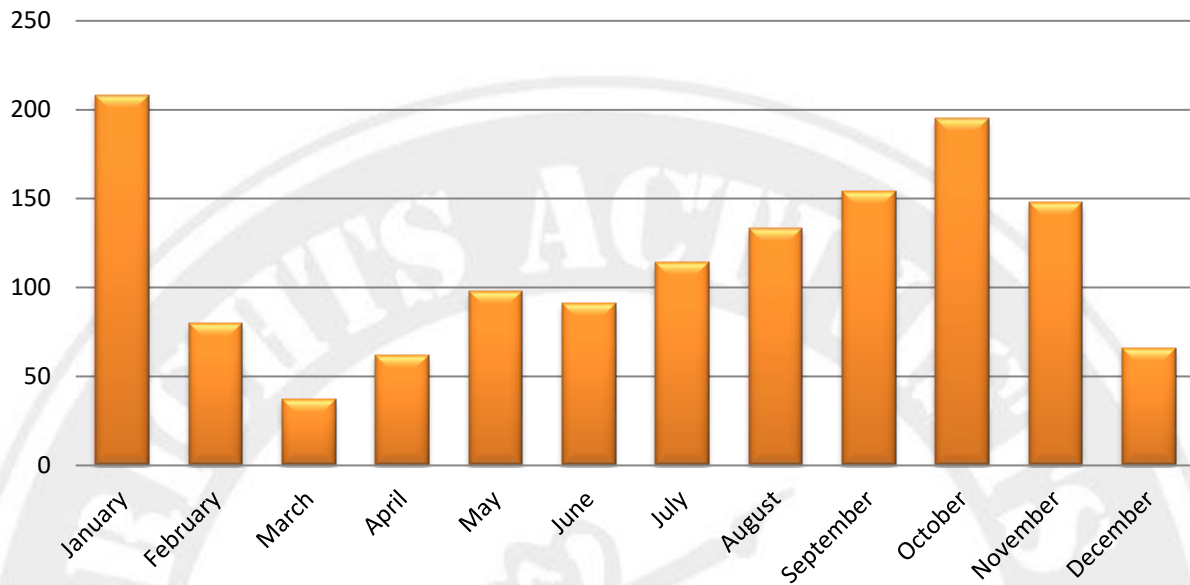
PRISONERS' RIGHTS

In 2023, a total of 1,386 reports of violations of prisoners' rights were registered. These included 27 cases of physical assault on prisoners, 1,390 instances of denial or neglect of medical care, 342 illegal transfers to solitary confinement, 114 attempted hunger strikes, 415 cases of forced transfer or exile of prisoners, 4,140 instances of threats and pressure on prisoners, 66 cases of denying prisoner visitation rights, 34 cases of psychological and physical torture, 7 deaths due to illness, 12 suicides, 1 case of self-immolation, 4 murders of prisoners, 208 instances of lack of access to legal counsel, 4,197 reports of prisoners being kept in unsuitable conditions, 80 cases of forced confession, 290 instances of non-segregation of crimes, 78 denials of medical leave, and 101 denials of the right to contact.

Additionally, in the realm of detainee rights, 438 cases of uncertainty and 1,286 cases of indefinite detention were reported. Furthermore, a sentence of 40 lashes was executed on 1 individual in prison.

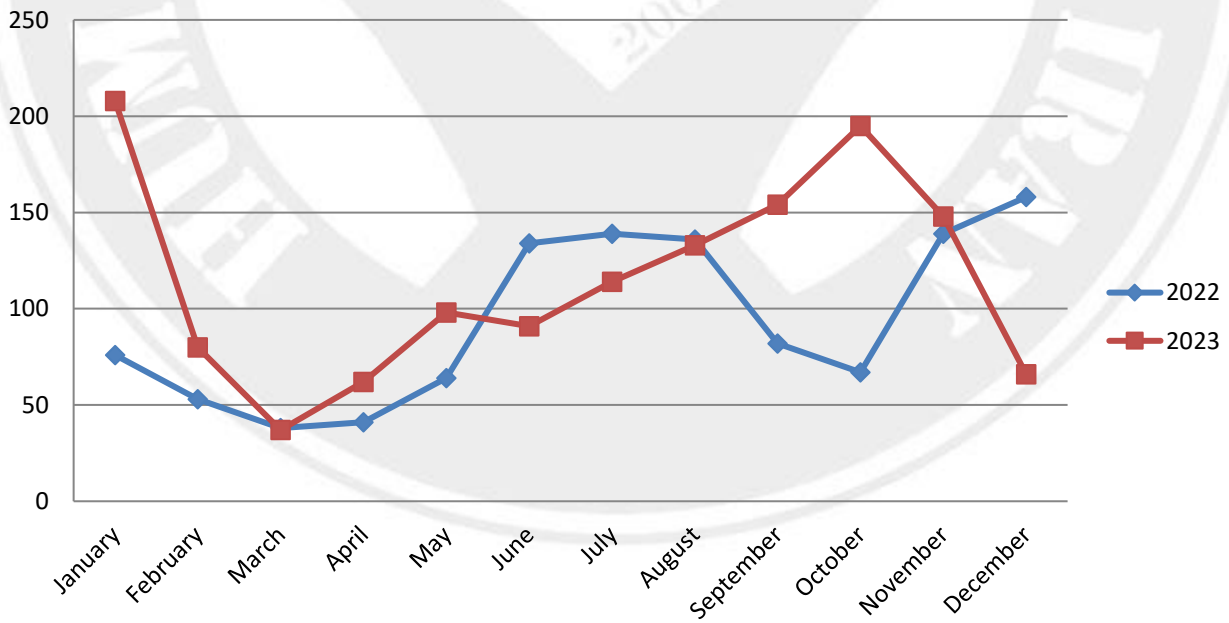
The monthly comparison of violations of prisoners' rights, as shown in the graph below, indicates that the highest number of reports occurred in January, while the lowest number of reports was observed in March.

Figure 38. A monthly comparative analysis of the violation of prisoners' rights based on the number of cases per month.

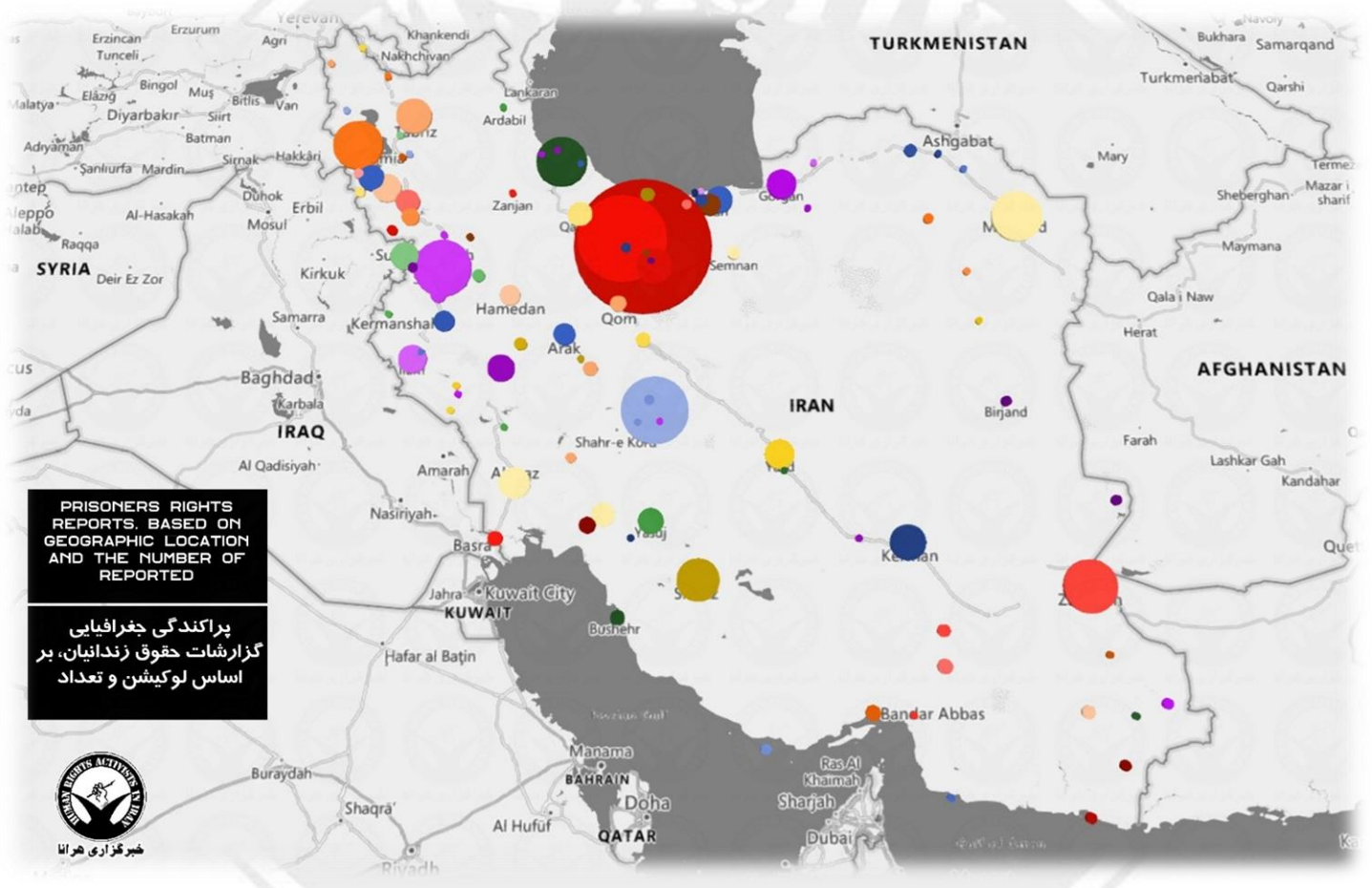


The following graph illustrates the number of violations of prisoners' rights in 2023 in comparison with 2022.

Figure 39- violations of prisoners' rights per month in 2023 compared with the previous year.



UNHCR ACTIVITY



PRISONERS RIGHTS
REPORTS, BASED ON
GEOGRAPHIC LOCATION
AND THE NUMBER OF
REPORTED

پراکنده‌گی جغرافیایی
گزارشات حقوق زندانیان، بر
اساس لوکیشن و تعداد



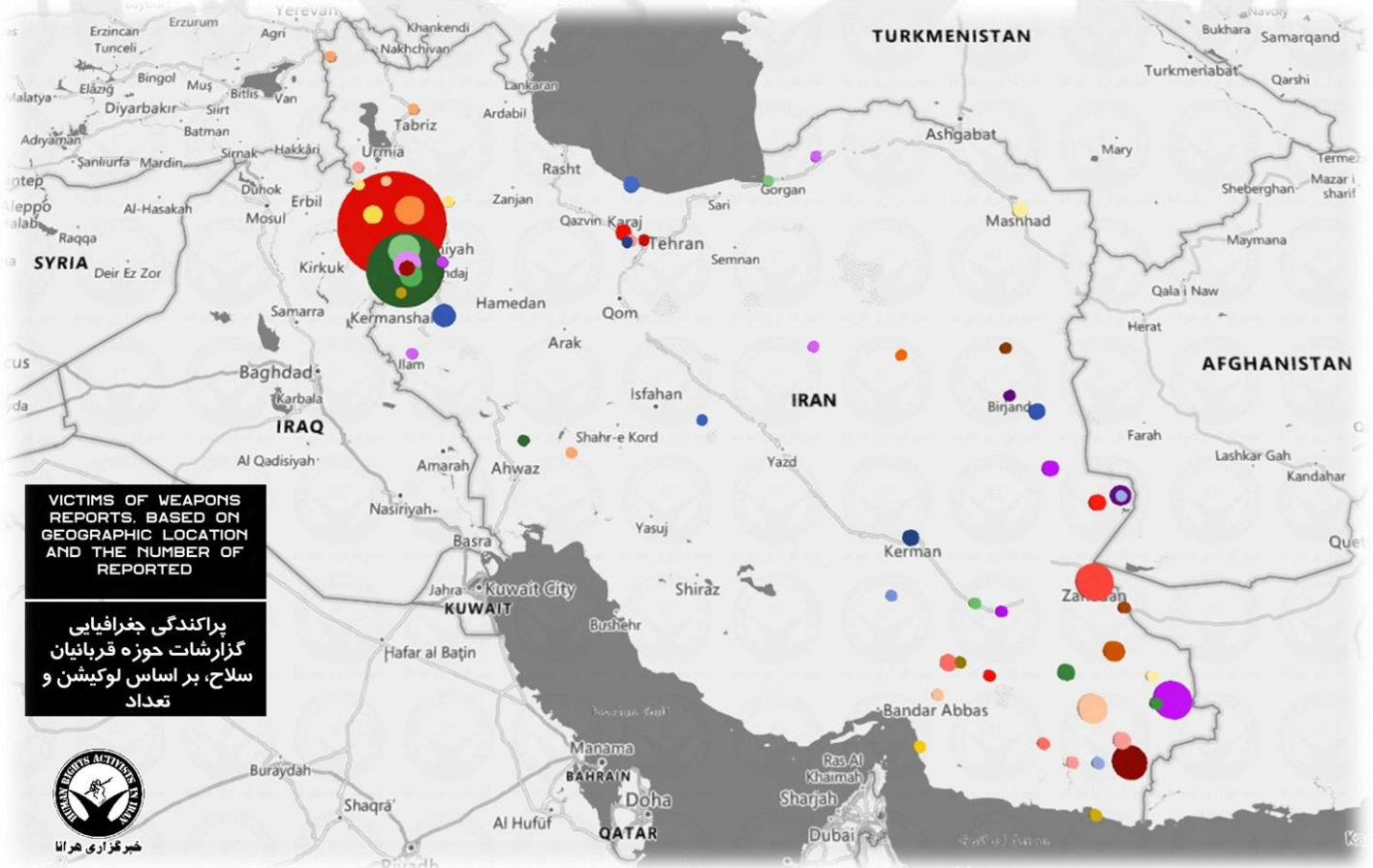
شهر گزازی هوانا

SECURITY FORCES' VIOLENCE AND CITIZENS' SAFETY

Death of civilians

In 2023, there were a total of 402 incidents involving civilians being shot by military forces. Out of these incidents, 120 civilians lost their lives, including 20 Kolbars (border carriers), 37 fuel carriers, and 63 other civilians. Additionally, 282 people were injured due to indiscriminate military fire, which comprised 228 Kolbars, 31 ordinary civilians, and 23 fuel carriers.

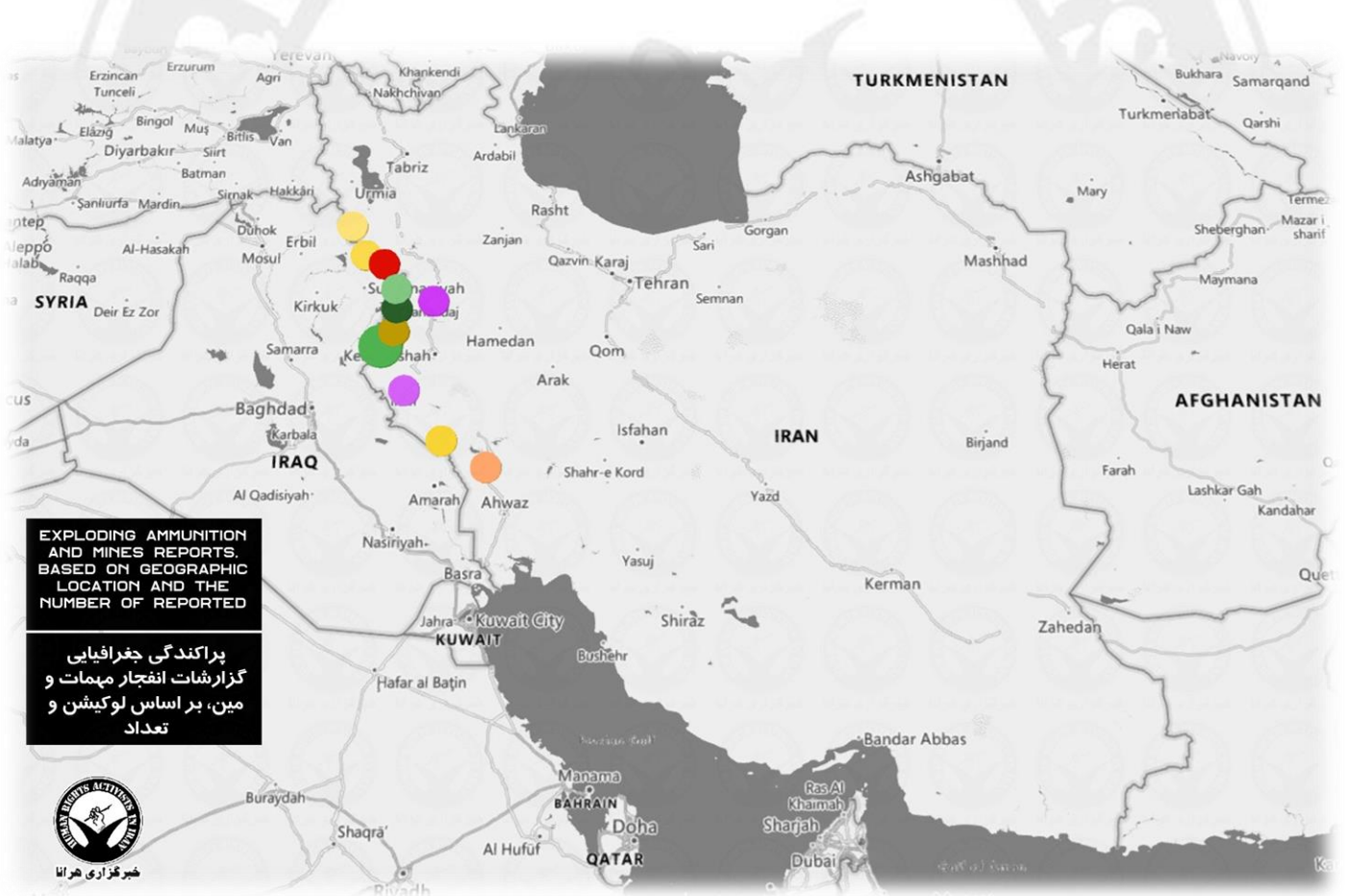
Furthermore, 9 Kolbars were affected by environmental factors such as extreme cold and falls from heights, resulting in 3 injuries and 6 deaths. Also, 11 fuel carriers were involved in accidents following pursuits by military forces, leading to 7 deaths and 4 injuries.



Victims of landmines and explosions

The landmines left from the war threaten the lives of civilians living in border cities each year. The Iranian government continues to manufacture and plant anti-personnel mines against international agreements, arguing that the use of these type of landmines is the only effective way to keep its vast borders safe.

Based on reports, at least 4 civilians in the past year have lost their lives to landmines in border areas, while 9 other civilians have been injured.



Floggings and Civilian Affairs

Floggings

The International Covenant on Civil and Political Rights (ICCPR) strictly prohibits inhuman or degrading punishments like flogging. However, in 2023, flogging sentences were executed for at least 6 accused, amounting to a total of 330 lashes. This includes 2 cases where the accused, previously sentenced to 160 lashes, were publicly flogged. Additionally, at least 125 individuals were sentenced to a total of 6,551 lashes by the Iranian judiciary.

Intervention in Personal Affairs of Civilians

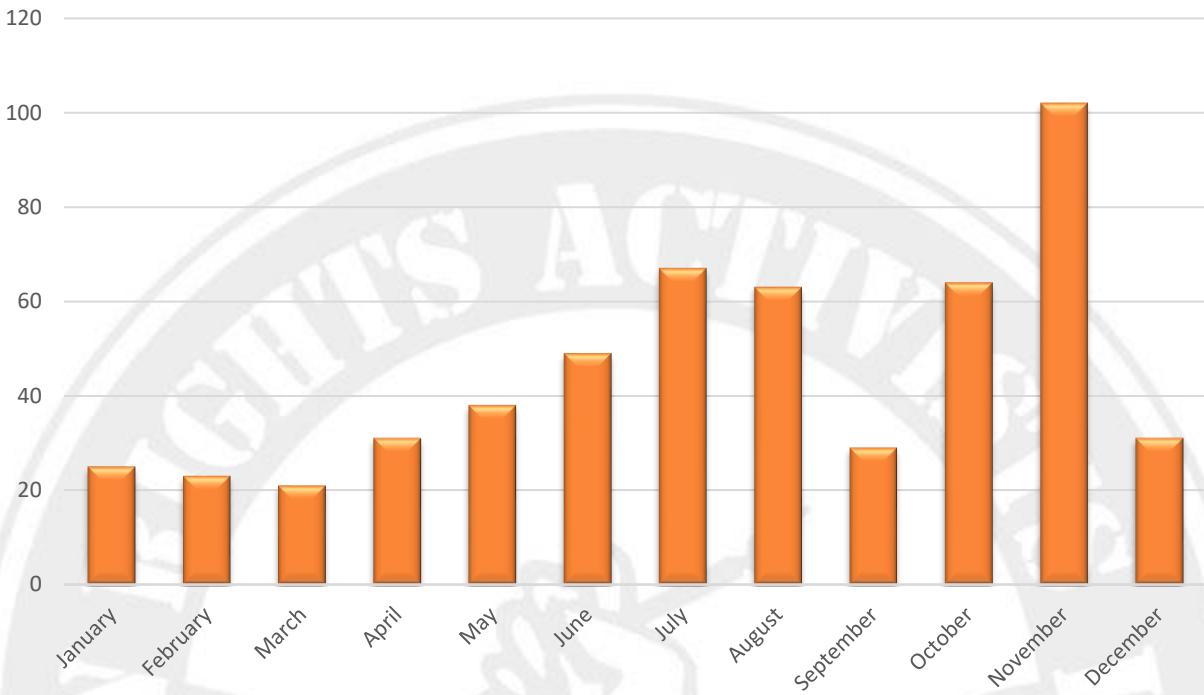
In 2023, at least 558 civilians were arrested for organizing or participating in private gatherings and parties.

Financial Loser Protests

In 2023, groups of citizens organized protests on at least 117 occasions. These individuals, primarily victims of financial and investment frauds, held protests in 31 provinces due to unmet demands and claims. The provinces of Tehran, Qazvin, and Hormozgan saw the highest number of these protests.

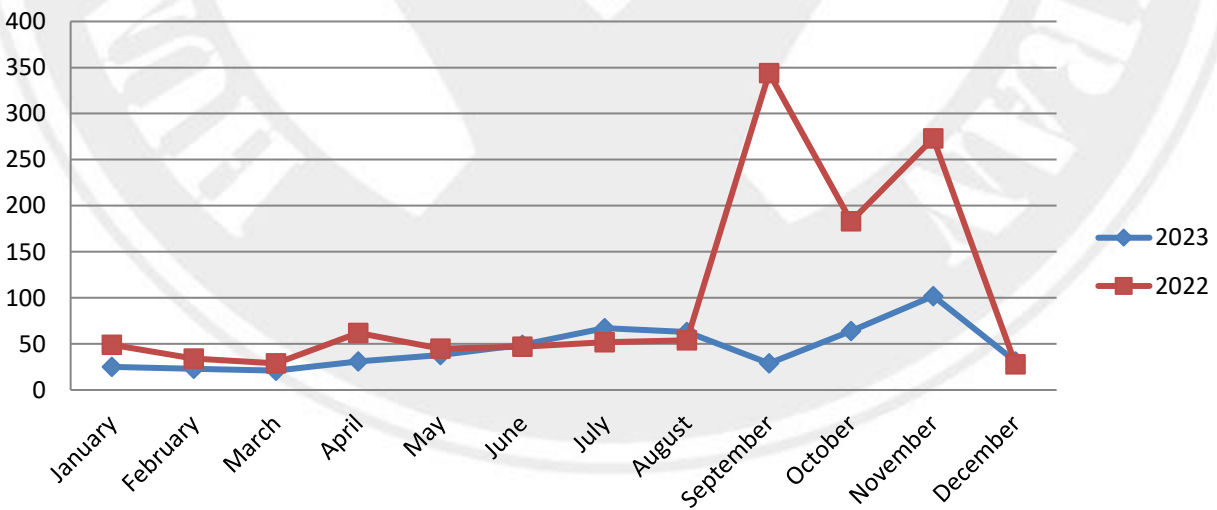
The monthly comparison of reports related to violence from security forces and citizens' safety, as depicted in the graph below, indicates that the highest number of reports occurred in November, while the lowest number was in March.

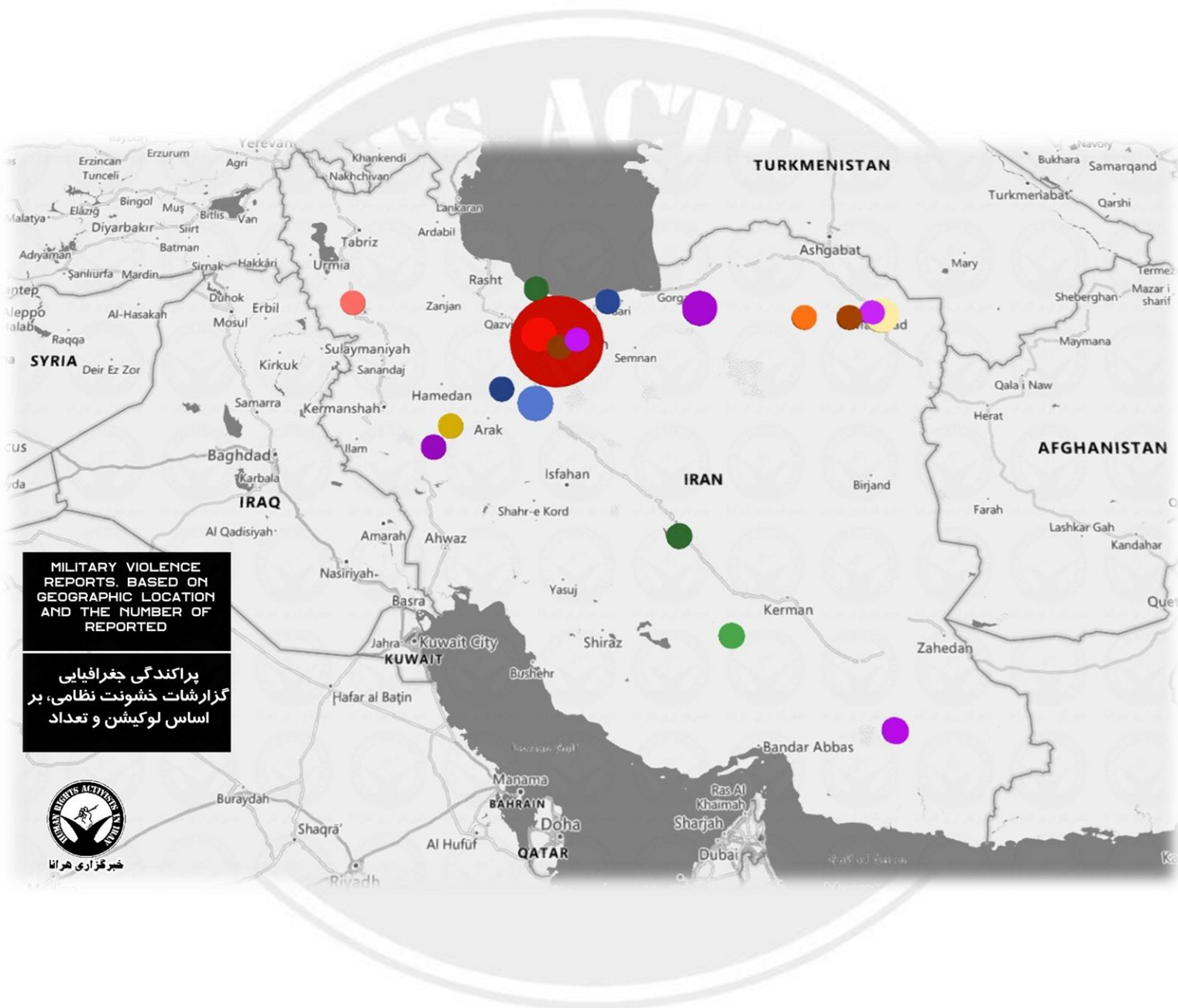
Figure 40. A monthly comparative analysis of the Security forces' violence and citizens' safety rights based on the number of cases per month.



The following graph illustrates the number of Military violence in 2023 in comparison with 2022.

Figure 41. of Security forces' violence and citizens' safety rights per month in 2023 compared with the previous year.





MILITARY VIOLENCE REPORTS, BASED ON GEOGRAPHIC LOCATION AND THE NUMBER OF REPORTED

پراکنده گی جغرافیایی گزارشات خشونت نظامی، بر اساس لوکیشن و تعداد



مركز انساني



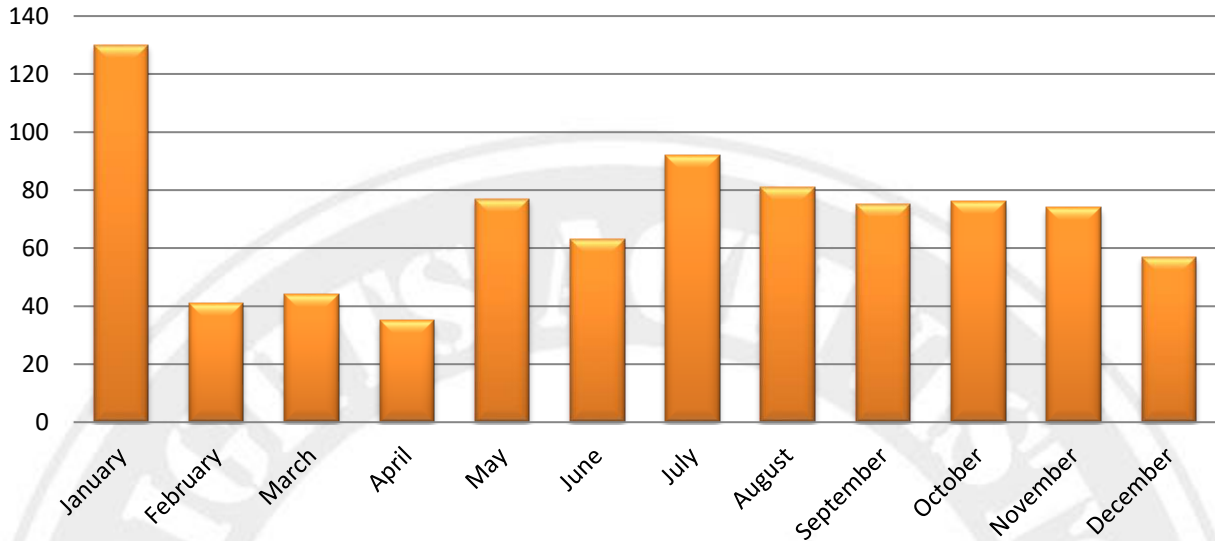
JUDICIAL SENTENCES IN VARIOUS CATEGORIES

In the past year, the Iranian judiciary, encompassing both primary and appellate courts, issued a total of 33,335 months of imprisonment. The breakdown of these sentences across various categories is as follows: 984 months for ethnic minorities, 5,113 months for religious minorities, 25,124 months for freedom of expression, 1,230 months for trade unions, 654 months for workers, 182 months for women's rights, 24 months for children's rights, and 24 months for cultural rights. (It is important to note that these statistics only include sentences where specific details or information about the verdicts were made public.)

Additionally, these citizens were collectively fined eleven billion six hundred and three million and eight hundred thousand Iranian Rials and sentenced to a total of 6,551 lashes.

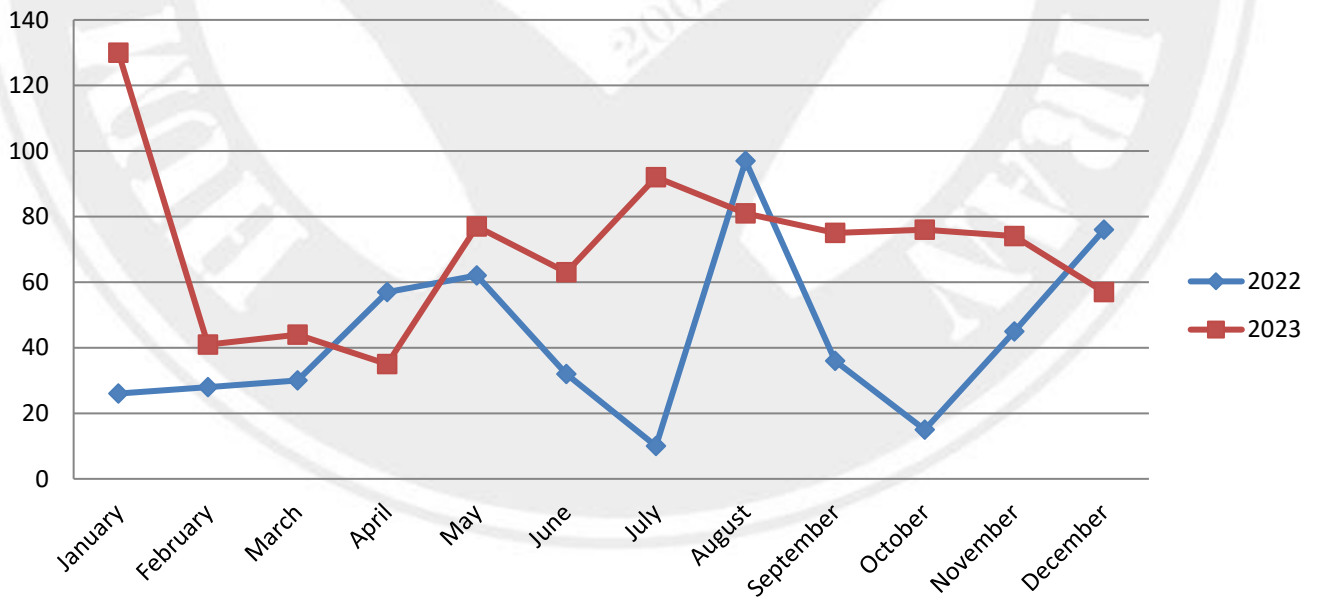
The monthly comparison of these convictions, as shown in the graph below, indicates that the highest number of reports was published in January, while the lowest number was observed in April.

Figure 42. A monthly comparative analysis of the number of convicted citizens by month.



In 2023, the number of convictions of citizens and activists increase by 86%. Moreover, The following categories saw an increase in convictions: Freedom of Expression by 68%, Unions by 30%, Workers by 458%, religious minorities 48% women' rights 184% ethnic minorities 31%,

Figure 43. A monthly comparative analysis between 2023 and 2022 of the number of convicted citizens based on the number of cases.



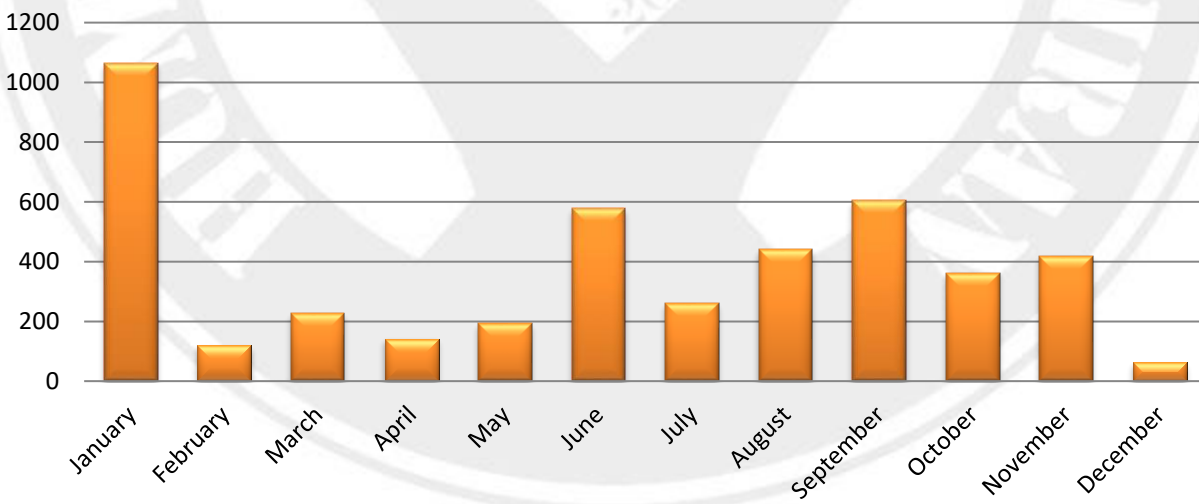
ARRESTS

In the past year, security forces in Iran arrested 4,472 citizens due to their engagement in civil, ideological, or political activities. The breakdown of these arrests across various categories is as follows: 31 arrests in trade unions, 324 in ethnic minorities, 142 in religious minorities, 3,130 in freedom of expression, 130 in children's rights, 34 in environmental rights, 15 in cultural rights, and 64 in labor rights.

Additionally, 44 women were subjected to legal prosecution due to their activities and the promotion of their lifestyle choices. Furthermore, 558 citizens were arrested for organizing or participating in private gatherings.

The monthly comparison of these arrests, as depicted in the graph below, indicates that the highest number of reports occurred in January, while the lowest number was in December.

Figure 44. A monthly comparative analysis of the number of arrests by month.

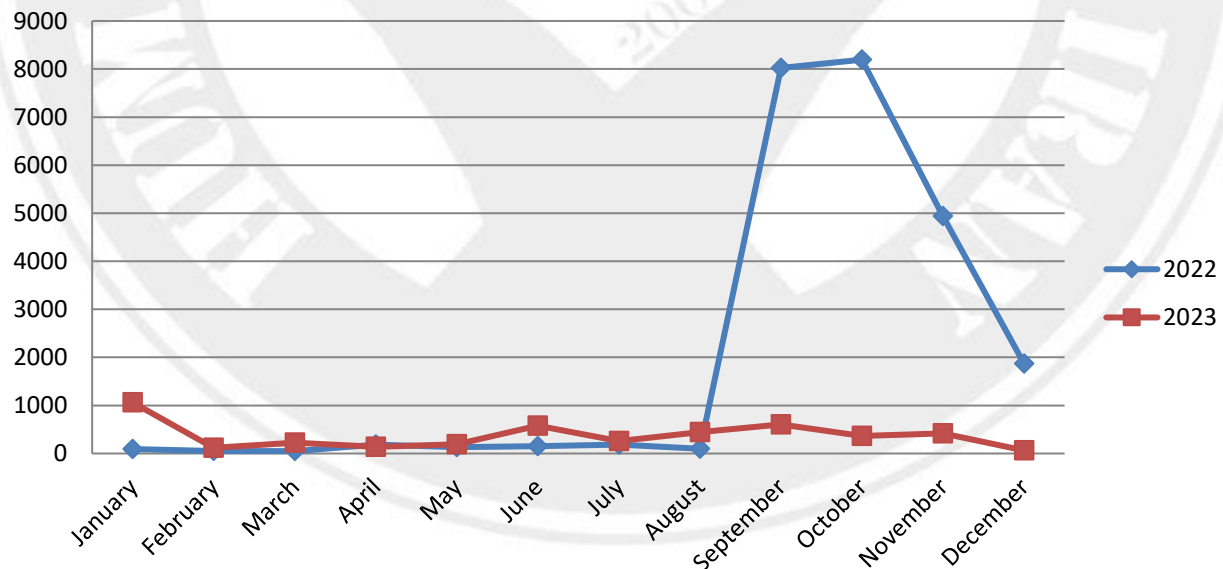


In 2023, there was an overall decrease of 86% in the number of arrests related to civil activities compared to the previous year. However, the pattern varied significantly across different categories:

- **Ethnic Minorities:** Arrests increased by 44%.
- **Cultural Sector:** Arrests increased by 114%.
- **Religious Minorities:** Arrests increased by 1.4%.
- **Trade Unions:** Arrests decreased by 89%.
- **Women's Rights:** Arrests decreased by 86%.
- **Lifestyle-related Arrests:** A significant increase of 771%.
- **Environmental Rights:** Arrests increased by 47%.
- **Children's Rights:** Arrests decreased by 22%.
- **Workers' Rights:** Arrests increased by 20.04%.
- **Freedom of Expression:** Arrests decreased by 86%.

For a visual comparison of the number of published reports in these categories relative to the previous year, please refer to the chart below.

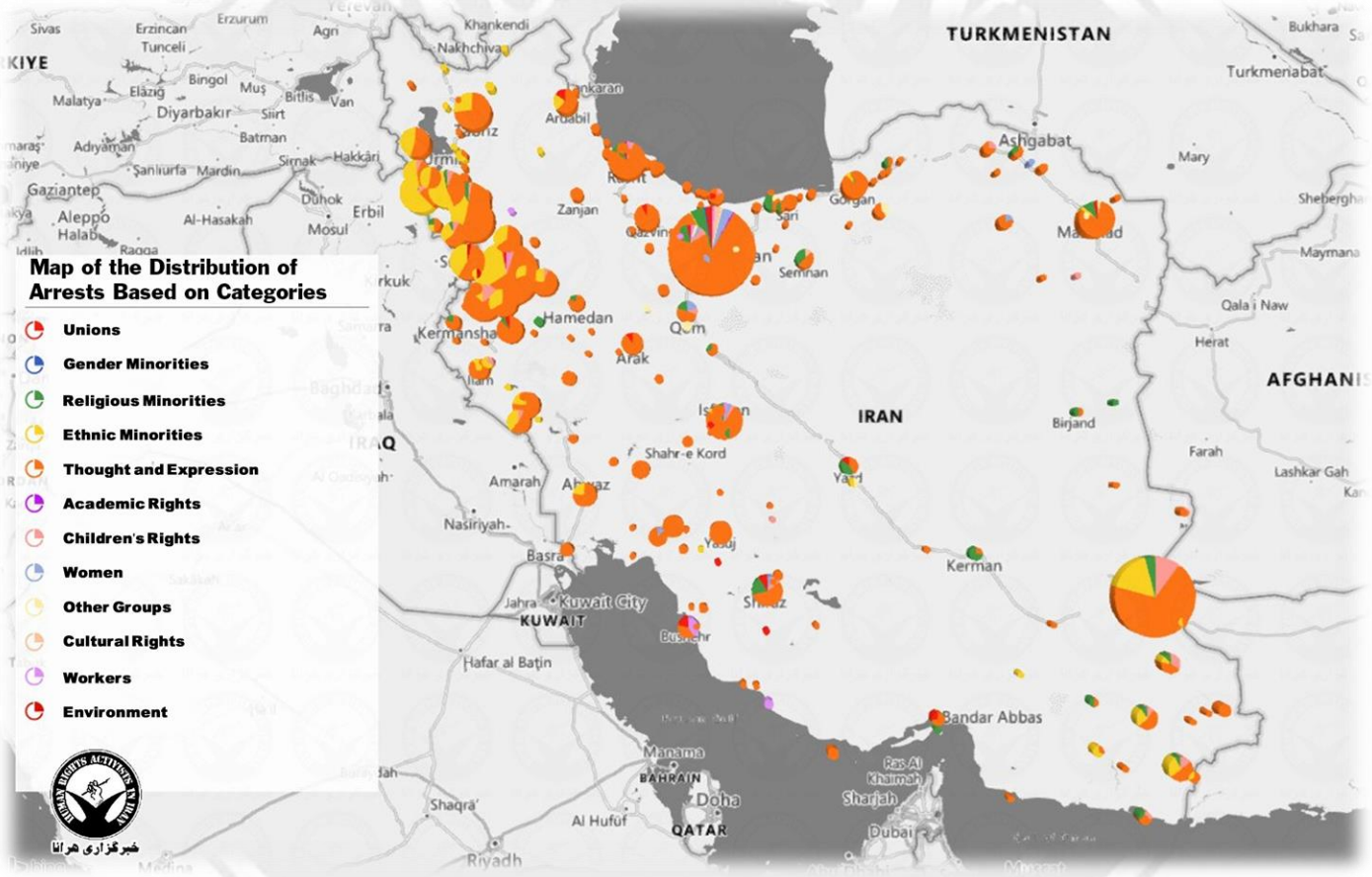
Figure 45. The number of arrests per month in 2023 and 2022.



Human Rights Activities

Map of the Distribution of Arrests Based on Categories

-  Unions
-  Gender Minorities
-  Religious Minorities
-  Ethnic Minorities
-  Thought and Expression
-  Academic Rights
-  Children's Rights
-  Women
-  Other Groups
-  Cultural Rights
-  Workers
-  Environment



ENVIRONMENTAL RIGHTS

In 2023, 340 reports were gathered related to environmental rights, leading to the arrest of 34 activists in this field. Out of these arrests, 3 were made without judicial warrants. Additionally, there was 1 summons to security institutions, 52 instances of failure to protect natural resources, at least 284 reports of various types of environmental pollution including air, surface water, and groundwater pollution, 21 cases of improper exploitation of natural resources, 813 instances of animal abuse, and 9 protests recorded.

It is also noteworthy that in the past year, 53 officers from the Natural Resources Protection Unit were involved in accidents. This includes 1 park ranger's death, injuries to 21 environmental wardens, 1 park ranger, and 30 forest rangers.

In the environmental sector, there was a 47% increase in the arrest of citizens compared to the previous year.

As the following bar graph illustrates, based on the number of reports per month, the highest number of reports in the environmental sector occurred in December, and the lowest in May.

Figure 46- A monthly comparative analysis of the number of environmental rights violations by month

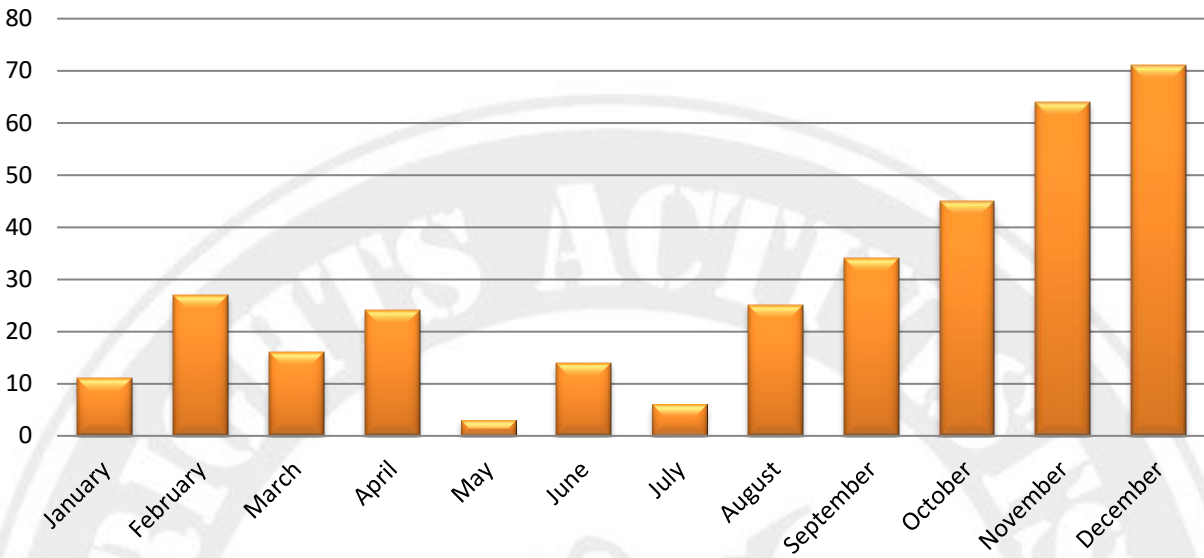
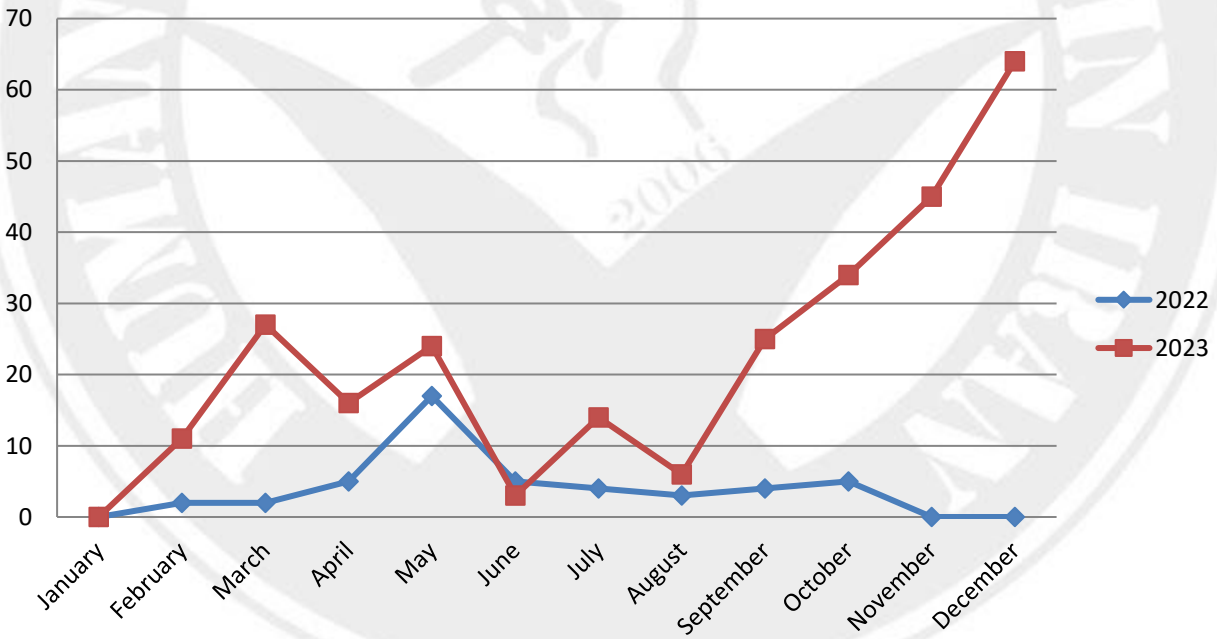
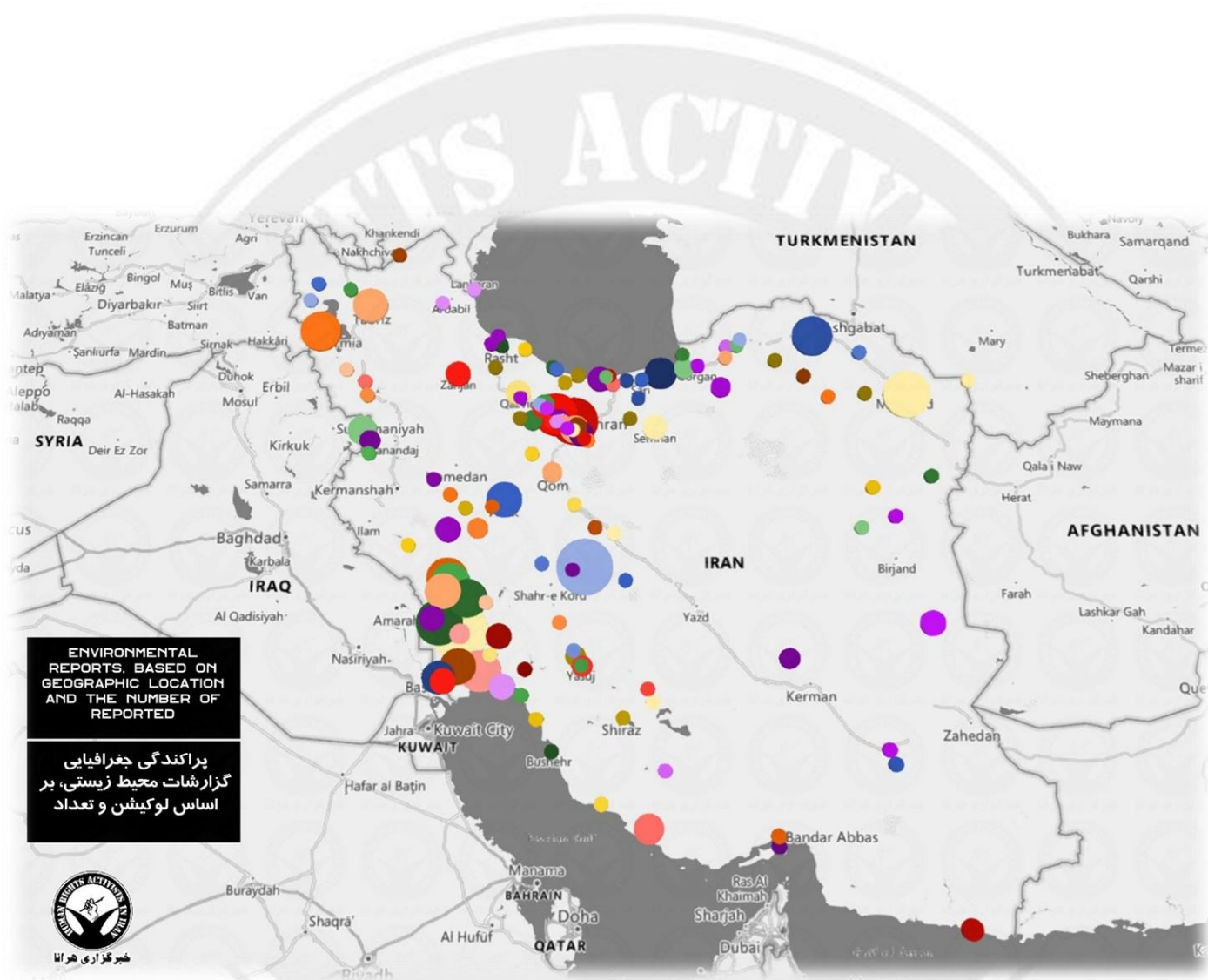


Figure 47- Monthly Comparison of Environmental Sector Incidents: 2023 vs. Previous Year







SEXUAL AND GENDER MINORITIES

Prior to 2021, reports concerning the rights of sexual and gender minorities in Iran were processed under other categories in the annual reports of Human Rights Activists in Iran. The primary reason for this was the limited number of reports available in this area, which did not facilitate detailed analysis.

Creating an independent category, despite the small number of reports, signifies an effort to enhance the monitoring of the status of these community members. The rights of sexual and gender minorities in the country are systematically violated in various ways. Criminalization of same-sex relationships and non-recognition of transgender individuals' gender identity prior to gender reassignment surgery are two examples. These violations occur irrespective of the blatant spreading of hatred against members of this community.

Cultural taboos, legal barriers, and the weakness of civil institutions in monitoring and reporting violations against them have become serious problems. The government's policy towards sexual minorities in Iran has blurred the line between being a sexual minority and moral corruption, exacerbating the vulnerability and oppressive atmosphere for these individuals. In some instances, security and law enforcement agencies themselves admit to detaining and harassing members of this community. For example, in July of this year, an incident involving a person advocating for moral policing on the dress code of several transgender citizens in the Afsariyeh neighborhood of Tehran led to a confrontation and the arrest of 5 transgender individuals. Security-affiliated media published a video of the "forced confessions" of these five individuals. Contrary to popular belief, transgender citizens face legal issues in addition to cultural ones when changing their identification documents or obtaining exemption from mandatory military service. This situation arises from the pathologization of transgender identity in the laws of the National Conscription Organization, at a time when the World Health Organization, in its latest 2019 guidelines (ICD-11), classified transgender status under sexual health conditions, moving away from its previous classification as a disorder.

ACCOUNTABILITY

HUMAN RIGHTS VIOLATORS

In a detailed and alarming report prepared by the Spreading Justice and the Human Rights Activists Statistics Center in Iran, a widespread pattern of human rights violations in Iran has been documented over a one-year period (from January 1, 2023, to December 20, 2023). The data, carefully categorized, emphasize the severity and extent of these violations across various sectors of the government.

From the perspective of their position in the power structure and the direct chain of command, the reports are divided among three main actors based on the available information: the Judiciary, the Executive, and the Leadership Authority.

Out of a total of 4399 reported cases gathered, there were identifiable officials or entities involved in the human rights violations related to the report. Among these reports, the Judiciary leads with 2654 cases, followed by the Executive with 1317 cases, and the Leadership Authority with 428 cases.

For a better understanding, refer to the adjacent pie chart, which represents the distribution of human rights violations based on the number of reports in the last year.

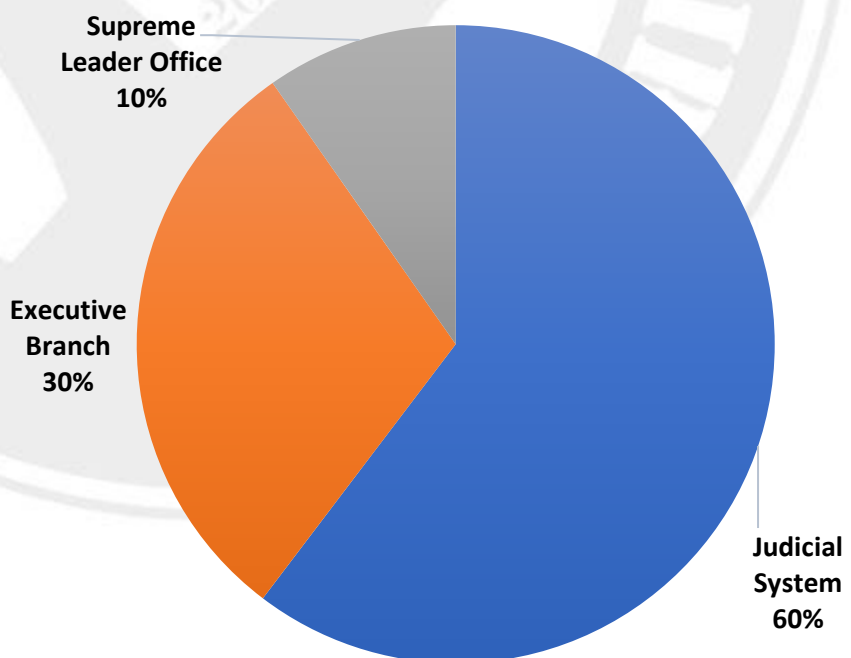


Figure 48- Distribution of human rights violations based on the number of reports.

Human Rights Violating Entities

In the collected reports that contained information about human rights violators, 668 legal entities (institutions) from various branches of the government were identified. The following list names the top ten institutions with the most human rights violation reports in the past year:

1. [Ministry of Intelligence](#): 685 cases of human rights violation reports
2. [FARAJA Intelligence Organization](#): 444 cases
3. [Islamic Revolutionary Guard Corps](#): 392 cases
4. [Branch 26 of the Tehran Revolutionary Court](#): 193 cases
5. [Branch 28 of the Tehran Revolutionary Court](#): 105 cases
6. [Branch 15 of the Tehran Revolutionary Court](#): 101 cases
7. [Cyber Police \(FATA\)](#): 81 cases
8. [Branch 36 of the Tehran Appeals Court](#): 80 cases
9. [Evin Prosecutor's Office](#): 75 cases
10. [Branch 29 of the Tehran Revolutionary Court](#): 57 cases




Individual Human Rights Violators

Furthermore, 241 individuals (natural persons) have demonstrated behavior considered as direct human rights violations.

The top ten individuals, all affiliated with the Judiciary, who had the most human rights violation cases based on individual performance are as follows:

	Image	Full Name	Position	Institution	Affiliation	Place of Activity	Number of Reported
1		Iman Afshari	Judge	Revolutionary Court	Judiciary	Tehran	142 cases
2		Abolghasem Salavati	Judge	Revolutionary Court	Judiciary	Tehran	80 cases
3		Mohammadreza Amouzad	Judge	Revolutionary Court	Judiciary	Tehran	56 cases

	Image	Full Name	Position	Institution	Affiliation	Place of Activity	Number of Reported
4		Mohammad Moghiseh	Judge	Revolutionary Court	Judiciary	Tehran	49 cases
5		Seyed Ali Mozloom	Judge	Revolutionary Court	Judiciary	Tehran	43 cases
6		Amin Vaziri	Deputy Prosecutor	Security Court	Judiciary	Tehran	31 cases
7		Seyed Ahmad Zargar	Judge	Revolutionary Court	Judiciary	Tehran	27 cases

	Image	Full Name	Position	Institution	Affiliation	Place of Activity	Number of Reported
8		Hossein Saeedi	Judge	Revolutionary Court	Judiciary	Sanandaj	28 cases
9		Seyed Mahmoud Sadati	Judge	Revolutionary Court	Judiciary	Shiraz	20 cases
10		Ali Sheikloo	Judge	Revolutionary Court	Judiciary	Urmia	18 cases

The legal and human rights implications of the documented cases indicate a systematic pattern of human rights violations at different levels of the Iranian government. The high number of cases attributed to judicial authorities, especially in revolutionary courts, raises serious concerns about justice and impartiality in the judicial process. Extensive intervention by intelligence and security organizations, including the Ministry of Intelligence and IRGC Intelligence Organization, reflects a coordinated approach to suppress opposition and control the population.

Prison management, especially in prominent centers like Evin and Rajai Shahr, shows disregard for the rights and welfare of prisoners. Individual accountability of high-ranking judicial officials like Iman Afshari questions the role of specific actors in perpetuating these violations.

For a better understanding of the published reports on human rights violations, refer to the following chart which categorizes them according to their affiliation in the division of powers.

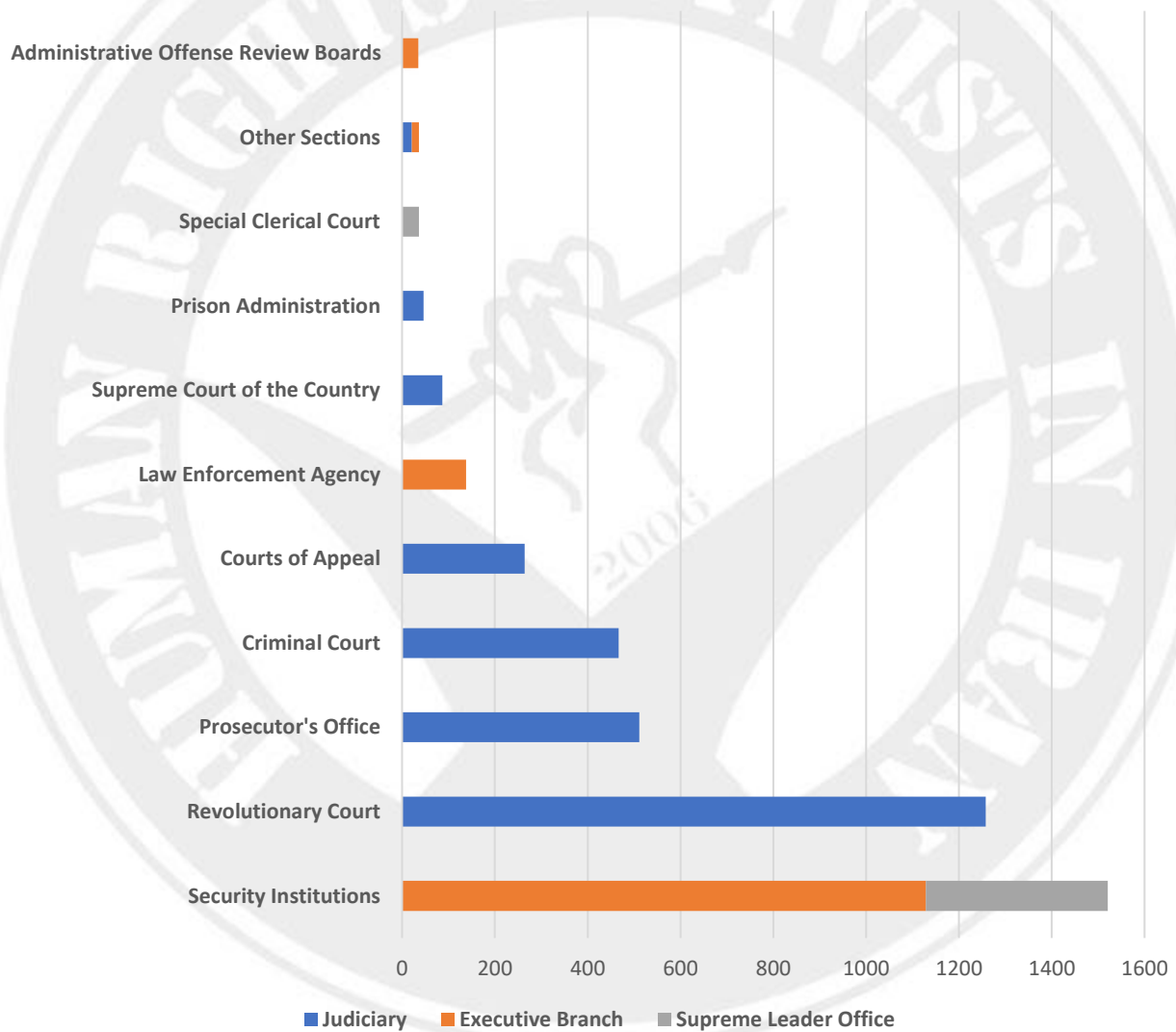
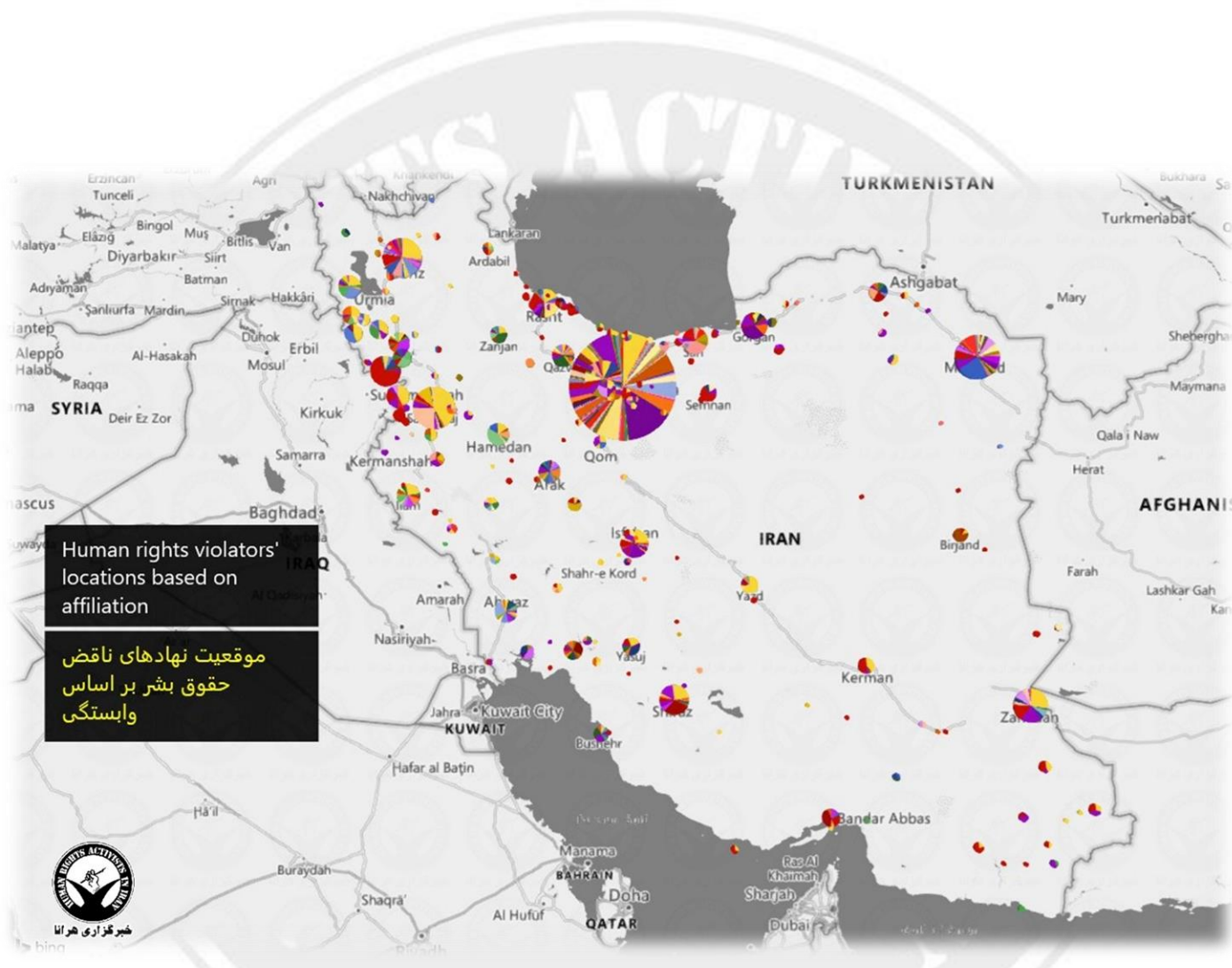


Figure 49. Categorizes human rights violators according to their affiliation in the division of powers.



List of Charts

• FIGURE 1. COMPARISON OF THE NUMBER OF REPORTS ON DIFFERENT DAYS OF THE YEAR.....	3
• FIGURE 2. A COMPARISON BETWEEN THE POPULATION OF TEHRAN AND OTHER REGIONS IN IRAN.	8
• FIGURE 3.A COMPARISON BETWEEN REPORTING CAPACITIES IN TEHRAN COMPARED WITH THE REST OF THE COUNTRY (2023).	8
• FIGURE 4. PIE CHART OF VOLUME OF SUBMITTED REPORTS BASED ON THE PROVINCE (2023).....	10
• FIGURE 5. PERCENTILE OF THE NUMBER OF REPORTS MADE IN 2023, BASED ON THE LEGAL CATEGORY.	11
• FIGURE 6. THE NUMBER OF REPORTS ON THE VIOLATION OF THE RIGHTS OF ETHNIC MINORITIES BY MONTH (2023)13	
• FIGURE 7. THE NUMBER OF VIOLATIONS OF ETHNIC MINORITIES’ RIGHTS BY MONTH IN 2023 COMPARED TO 2022. 13	
• FIGURE 8. VIOLATION OF RELIGIOUS MINORITIES’ RIGHTS BASED ON THE NUMBER OF ARRESTEES REPORTED BY MONTH (2023).	16
• FIGURE 9. VIOLATION OF RELIGIOUS MINORITIES’ RIGHTS BASE ON THE NUMBER OF CONVICTED INDIVIDUALS BY MONTH (2023).	16
• FIGURE 10. THE NUMBER OF REPORTS ON CASES OF VIOLATION OF RELIGIOUS MINORITIES’ RIGHTS BY MONTH (2023).	17
• FIGURE 11. THE NUMBER OF VIOLATIONS OF RELIGIOUS MINORITIES’ RIGHTS PER MONTH IN 2023 COMPARED TO 2022.	17
• FIGURE 12. PIE CHART BASED ON THE NUMBER OF REPORTS PER RELIGIOUS MINORITIES (2023).	18
• FIGURE 13. THE NUMBER OF ARRESTS IN THE CATEGORY OF VIOLATION OF THE RIGHT TO FREEDOM OF EXPRESSION BY MONTH (2023).	21
• FIGURE 14. THE NUMBER OF CONVICTIONS THAT VIOLATE OF THE RIGHT TO FREEDOM OF EXPRESSION BY MONTH (2023).	21
• FIGURE 15. NUMBER OF REPORTS IN THE CATEGORY OF VIOLATION OF THE RIGHT TO FREEDOM OF EXPRESSION BY MONTH (2023).	22
• FIGURE 16. MONTHLY COMPARISON OF VIOLATIONS OF FREEDOM OF EXPRESSION IN 2023 AND 2022.....	22
• FIGURE 17. THE NUMBER OF REPORTS IN THE CATEGORY OF VIOLATION OF THE RIGHTS OF TRADE UNIONS AND ASSOCIATIONS BY MONTH (2023).	25
• FIGURE 18. A COMPARISON OF THE NUMBER OF VIOLATIONS OF TRADE UNIONS AND ASSOCIATIONS RIGHTS PER MONTH FOR 2023 COMPARED WITH THE PREVIOUS YEAR (2022).	25
• FIGURE 19. A COMPARATIVE ANALYSIS OF THE VIOLATION OF ACADEMIC RIGHTS BASED ON THE NUMBER OF CASES PER MONTH (2023).	28
• FIGURE 20. A COMPARISON OF THE NUMBER OF VIOLATIONS OF ACADEMIC RIGHTS PER MONTH IN 2023COMPARED WITH THE PREVIOUS YEAR (2022).	28
• FIGURE 21. A COMPARATIVE ANALYSIS OF DEATH SENTENCES BASED ON THE NUMBER OF INDIVIDUALS PER MONTH (2023).	30
• FIGURE 22. MONTHLY COMPARISON OF THE NUMBER OF VIOLATIONS OF THE RIGHT TO LIFE BASED ON THE NUMBER OF DEATH SENTENCE CASES (2023).	31
• FIGURE 23. DEATH SENTENCES PER MONTH IN 2023 COMPARED TO ITS CORRESPONDING MONTHS IN 2022.....	31
• FIGURE 24. CAPITAL PUNISHMENT SENTENCES ISSUED IN 2023 BASED ON THE TYPE OF CHARGES.	32
• FIGURE 25. THE RATIO OF DEATH SENTENCES ISSUED PER PROVINCE (2023).	33
• FIGURE 26. THE RATIO OF DEATH SENTENCES CARRIED OUT PER PRISON (2023).	34

•	FIGURE 27. PERCENTAGE OF EXECUTED INDIVIDUALS BASED ON GENDER (2023).	35
•	FIGURE 28. SECRET EXECUTIONS COMPARED TO ANNOUNCED EXECUTIONS (2023).	35
•	FIGURE 29. VIOLATION OF CULTURAL RIGHTS BASED ON THE NUMBER OF CASES PER MONTH (2023).	37
•	FIGURE 30. VIOLATIONS OF CULTURAL RIGHTS PER MONTH IN 2023 COMPARED WITH THE PREVIOUS YEAR.....	38
•	FIGURE 31. A MONTHLY COMPARATIVE ANALYSIS OF THE VIOLATION OF WORKERS' RIGHTS BASED ON THE NUMBER OF CASES PER MONTH (2023).....	40
•	FIGURE 32. VIOLATIONS OF WORKERS' RIGHTS ON A MONTHLY BASES IN 2023 COMPARED WITH THE PREVIOUS YEAR.....	40
•	FIGURE 33. CLASSIFICATION OF WORK-RELATED ACCIDENTS	41
•	FIGURE 34. A MONTHLY COMPARATIVE ANALYSIS OF THE VIOLATION OF CHILDREN'S RIGHTS BASED ON THE NUMBER OF CASES PER MONTH.	44
•	FIGURE 35. VIOLATIONS OF CHILDREN'S RIGHTS PER MONTH COMPARED WITH THE PREVIOUS YEAR (2023, 2022)...	44
•	FIGURE 36. A COMPARATIVE ANALYSIS OF THE VIOLATION OF WOMEN'S RIGHTS BASED ON THE NUMBER OF CASES PER MONTH.	46
•	FIGURE 37. VIOLATIONS OF WOMEN'S RIGHTS PER MONTH IN 2023 COMPARED TO THE PREVIOUS YEAR.	46
•	FIGURE 38. A MONTHLY COMPARATIVE ANALYSIS OF THE VIOLATION OF PRISONERS' RIGHTS BASED ON THE NUMBER OF CASES PER MONTH.	49
•	FIGURE 39- VIOLATIONS OF PRISONERS' RIGHTS PER MONTH IN 2023 COMPARED WITH THE PREVIOUS YEAR.	49
•	FIGURE 40. A MONTHLY COMPARATIVE ANALYSIS OF THE SECURITY FORCES' VIOLENCE AND CITIZENS' SAFETY RIGHTS BASED ON THE NUMBER OF CASES PER MONTH.....	54
•	FIGURE 41. OF SECURITY FORCES' VIOLENCE AND CITIZENS' SAFETY RIGHTS PER MONTH IN 2023 COMPARED WITH THE PREVIOUS YEAR.	54
•	FIGURE 42. A MONTHLY COMPARATIVE ANALYSIS OF THE NUMBER OF CONVICTED CITIZENS BY MONTH.....	57
•	FIGURE 43. A MONTHLY COMPARATIVE ANALYSIS BETWEEN 2023 AND 2022 OF THE NUMBER OF CONVICTED CITIZENS BASED ON THE NUMBER OF CASES.....	57
•	FIGURE 44. A MONTHLY COMPARATIVE ANALYSIS OF THE NUMBER OF ARRESTS BY MONTH.....	58
•	FIGURE 45. THE NUMBER OF ARRESTS PER MONTH IN 2023 AND 2022.	59
•	FIGURE 46- A MONTHLY COMPARATIVE ANALYSIS OF THE NUMBER OF ENVIRONMENTAL RIGHTS VIOLATIONS BY MONTH	62
•	FIGURE 47- MONTHLY COMPARISON OF ENVIRONMENTAL SECTOR INCIDENTS: 2023 VS. PREVIOUS YEAR.....	62
•	FIGURE 48- DISTRIBUTION OF HUMAN RIGHTS VIOLATIONS BASED ON THE NUMBER OF REPORTS.	65
•	FIGURE 49. CATEGORIZES HUMAN RIGHTS VIOLATORS ACCORDING TO THEIR AFFILIATION IN THE DIVISION OF POWERS.	70




Human Rights Activists (in Iran)
Department of Statistics and Publications
www.hra-iran.org



ISBN 978-1-7370668-8-0



90000>



9 781737 066880